



JSS Mahavidyapeetha  
**JSS INSTITUTE OF EDUCATION**  
Sakaleshpur

**School Visit  
&  
Reflective Diary**

Name: Shabreen Banu

UUCMS No: U01HY22E0021

Semester: I year II sem

Date: 31-08-2023

Submitted to:

**Dr. Prabhuswamy M.**  
Asst. Professor and program coordinator

  
PRINCIPAL  
J.S.S. Institute of Education  
P.B. 26, SAKALESHPUR-573 134  
Hassan Dist

2022-23




# INDEX

SL No	CONTENTS	Page No
01	School visit and school visit importance to teacher trainee.	1
02	First day school visit report	2-3
03	History of pioneer public english school	4
04	Admission procedure.	5
05	School prayer and class timings	5
06	Discipline	5-6
07	Total classrooms in school	6
08	curriculum	6
09	Second day school visit report	7-8
10	Teacher and school teacher information	9-11
11	Co-curriculum activities	11-12
12	play ground,	12
13	computer lab	12
14	Library	12
15	Third day school visit report	13
16	Total strength in primary and high school.	14
17	Role of Head master	15
18	observation of peer teacher teaching	15
19	Time table of the school	15
20	Physical, moral and social values.	16
21	Some facilities are available to students in school.	16-17

22	Fourth day school visit report	18-19
23	Festivals Celebration in school	20
24	Examination procedure	20
25	RTE, Tour arrangement, and special visitors to school	20-21
26	Special training	21
27	Achievements and remarks.	21-22
28	Fifth day school visit report	23
29	Extra curricular activities	24
30	class Teacher diary	24
31	Number of Registers	24-25
32	Conclusion	26.

# Pioneer Public English School Sakaleshpur



Name And address : Pioneer Public English  
of the school. School, Sakaleshpur

Lakshimpuram extensi  
-on, Sakaleshpur.

Establishment : 1985

# Head master Office

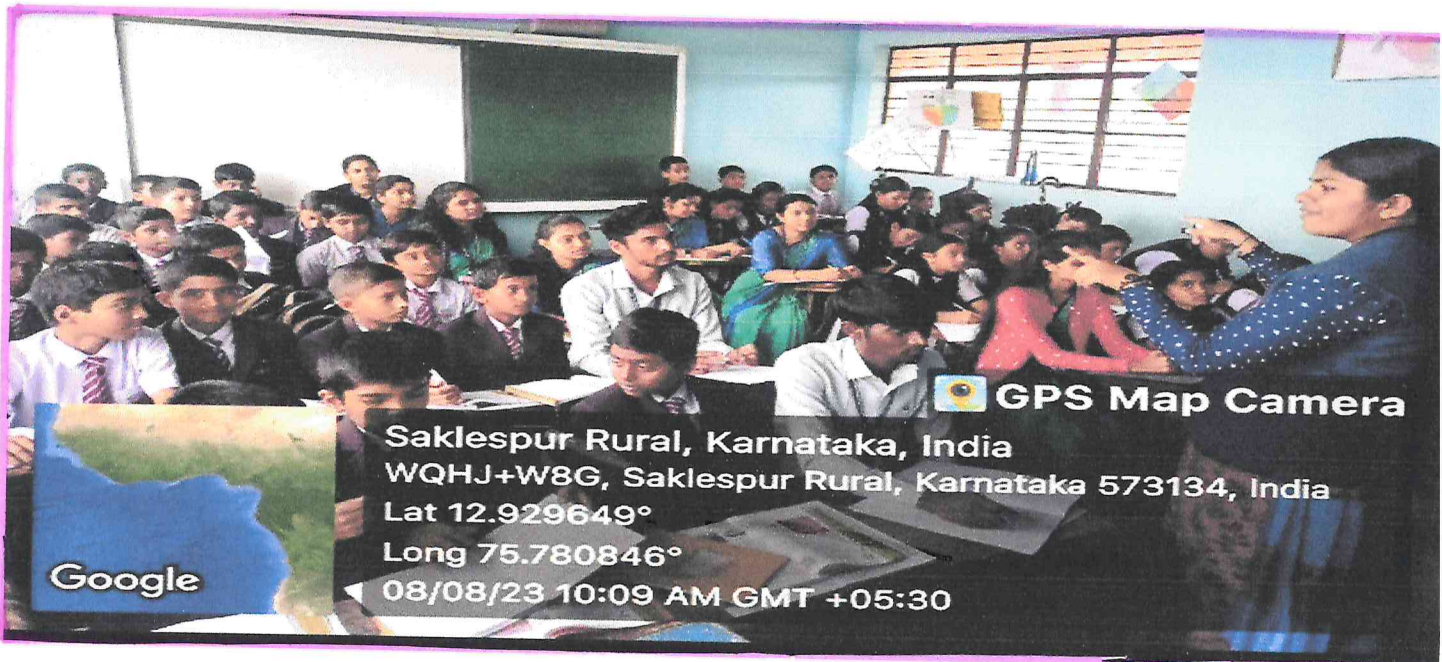


**GPS Map Camera**  
Saklespur Rural, Karnataka, India  
WQHJ+W8G, Saklespur Rural, Karnataka 573134, India  
Lat 12.929649°  
Long 75.780846°  
08/08/23 10:54 AM GMT +05:30

H.M. Harish Kumar.

# Method Teacher





# School Visit

School is the temple of learning. It is the best learning place in everyone's life. School teaches us a lot. The school makes us grow knowledgeable, disciplined, and talented.

School visits means performances, lecture demonstrations, presentations, in-depth instructional workshops. Through the school visit we can see the school management, administration of school, H.M, teachers and students. And which are the activities are going on school that one also we can observe. over all we can see learning environment in the school.


## School visit important to teacher trainee:


Teacher trainees are future teachers. through school they can learn a lot. they can experienced about school. they can observe the school, and how the school is runs, and what is needed. why we are all giving importance to school. why school is essential for children this must know the teacher trainee through school visit. This types of school visit and classroom observation helps the teacher trainees to understand the learning environment in school and what is needed.




Name of the institution: Pioneer School Day: Wednesday Date: 2/08/2023

Timings (Every minute)	Programmes/ Activities	Observations
11:45 a.m to 12:40 p.m	Observation of classes	Today we observe the class 8 <sup>th</sup> subject social science, we observe that teacher are using teaching materials like charts.
3:00 p.m to 4:15 p.m	Programmes/ Celebrations held in the school	In the school they are conducting the different event for the preparation of taluk level pratibha karanje. they conduct net drawing, Quiz, speech and dance competition.
3:00 p.m to 3:40 p.m	Observation of records	To day we observe the High school staff members attendance book, name book, students attendance book and time table.
11:00 a.m to 4:00 p.m	Information collected on this day	In this school we collect information about school infrastructure, high school rooms, staff room, play ground and High school staff members.
4:00 p.m to 4:20 p.m	Discussions	Pioneer school is a english medium school. Students learn all subjects next of kannada in english medium.

  
Signature of the  
Trainee Teacher

  
Signature of the  
Head of the Institution

  
Signature of the  
Teacher Educator

# School visit Report

on Wednesday 02/08/2023, first day of school visit I and my group members are going to the pioneer public English school at exactly 9:35 a.m and meet the school head master and I introduce myself and I told that I am from JSS Institute of education sakaleshpur Today we are all coming to our school only for the purpose of classroom observation and please sir give me permission to observe the classes. The Head master accept my permission letter and he gave me the permission.

At the first day in the school at 10:30 a.m I have collect my routine, then I introduced with those who teachers who used to take those classes before me. I asked them politely if they could give me the permission to observe their classes, they were cordially invited me to observe their class.

On 11:45 a.m to 12:40 p.m I have observed 8<sup>th</sup> standard class social science and I observe the students are very actively involved in Teacher teaching lesson.

on 12:40 p.m to 1:30 p.m this time for lunch

3

-break. and I also go the lunch.

on 1:30 p.m to 2:30. p.m I observe the some students in class 6<sup>th</sup> are preparing for math project work. and I handle the class 6<sup>th</sup> also.

on 2:30 p.m to 3:00 p.m some students are practicing drawing, Quiz, speech and dance for prathibhakaranji competition program.

on 3:00 clock I go to the head master room and ask the some information related to schools and I take the permission to ~~click~~ the photos of our school, records ~~photos~~ etc. You can see the photos in the next page. and I collect information about this school establishment, admission procedure, school prayer and class timings. discipline of student, total classroom in school, curriculum of school,

on this day we observe ~~only one class~~, 8<sup>th</sup> standard social science because all students and teachers are busy, they are conducting some cultural events and some students are writing tests. We can see the above information and photos related to this day in the next page.

I attached the classroom observation sheet also, you can see this sheet in next page.

# Pioneer Public English School - Sakaleshpur

## History of School:-

Pioneer public English school was established in the year 1985. It was located in Sakaleshpur, Sakaleshpura block and Hassan district. It is a private school. And it was an English medium school. This school is run by S.V.G. group. SVG means Shruithi Vishwanath group. They can maintain school and also provide salary to the school teachers. It is one of the old schools in this area. Total 27 batches completed in this school from past 27 years. Classes running in this school are upto high school. And it is co-educational school.

School infrastructure is good to student. And good learning environment also. Every day after noon they can conduct different different activities in a class room. Students are actively participated in all activities.

Pioneer public school have pre-primary school, primary school and also high school. They have many branches in all over Karnataka. In Mysore, Domahalli from High school to college. and H.D. Kote from L.K.G to degree college. all have same name of school.

## Admission procedure :-

It is a private school, the shape of the school is rectangular, the surrounding area of school is  $\frac{1}{2}$  hector. Students can pay fees in two installments, one installment 85% and second installment 15%. Aadhar card and birth certificate must.

## School prayer And class timings :-

School starts at 9:20 a.m morning to evening 4:00 p.m. All the students are assembled in the play ground and they stand in line and starts a prayer, Firstly they says the school prayer in english, then nadagethe, then national anthem and then newspaper reading both english and kannada and then they start physical exercise for 8 to 10 minutes.


There are 8 periods per day from morning 4 periods, and 1 break, and afternoon 4 period, last period sports or P.E. usually class starts through class time table.

## Discipline :-

Discipline of this school is good. Students wear 2 colour uniform, Wednesday and Saturday Track suits, rest of the days they wear Brown colour skirts and shirts and brown color



*Morning prayer / assembly*



*Staff room*

Blazer and they have I'd card also, and they wear every wednesday afternoon karate white uniform, same colour lunch bag and school bag also. Good disciplined school. Each and every information they hang on notice board, each classroom have separate, blackboard, benches, tables and chairs are separate.

## Total classrooms in school :-

There are total 15 classroom in a school.

- \* 1 office room and clerk room.
- \* 2 staff room, one for primary school and another one for high school.
- \* 10 classrooms from 1 standard to 10 standard.
- \* 1 computer room.
- \* 1 sports room.

## Curriculum :-

English is the medium of instruction subjects like three languages that is Hindi, english, and kannada, mathematics, science and social science, computer, physical education, karate. students learn all subject in english rest of Hindi and kannada. students prepare models and projects according to their syllabus.

ಜೆಎಸ್‌ಎಸ್ ಶಿಕ್ಷಣ ಮಹಾವಿದ್ಯಾಲಯ, ಸಕಲೇಶಪುರ

ಮುಖ್ಯಶಿಕ್ಷಕ/ಸಹಶಿಕ್ಷಕರ ಯೋಜನಾ ವೀಕ್ಷಣೆ

ಮುಖ್ಯಶಿಕ್ಷಕ/ಸಹಶಿಕ್ಷಕರ ಹೆಸರು : Sangeetha

ವಿದ್ಯಾರ್ಹತೆ & ಬೋಧನಾನುಭವ : B.A., B.Ed

ಶಾಲೆಯ ಹೆಸರು ಮತ್ತು ವಿಳಾಸ : Pioneer Public English School

ಬೋಧನಾ ವಿಷಯ : Social Science

ದಿನಾಂಕ : 2/08/23

ಅವಧಿ : 11:45 a.m to

ಘಟಕದ ಹೆಸರು : Business studies

ಉಪಘಟಕದ ಹೆಸರು : Meaning And


Types of Foreign trade


ಕ್ರ. ಸಂ	ಅಪೇಕ್ಷಿತ ವೀಕ್ಷಣಾಂಶಗಳು	ವೀಕ್ಷಿತಾಂಶಗಳು
1	ಬೋಧನಾ ಪೂರ್ವದ ಅಭಿಪ್ರೇರಣಾ ಕಾರ್ಯ	In the beginning, teacher can interact the student by asking questions.
2	ಪೀಠಿಕೆಯಲ್ಲಿ ಕೇಳಿದ ಪ್ರಶ್ನೆಗಳು	By asking questions relevant to content
3	ಪೀಠಿಕಾ ಹಂತದಲ್ಲಿ ಬಳಸಿದ ತಂತ್ರಗಳು ಮತ್ತು ಚಟುವಟಿಕೆಗಳು	What are the types of Home trade? They shows some charts to students.
4	ಪೀಠಿಕಾ ಪ್ರಶ್ನೆಗಳಿಗೆ ವಿದ್ಯಾರ್ಥಿಗಳಿಂದ ದೊರೆತ ಪ್ರತಿಕ್ರಿಯೆ	Some students easily answer the questions and some are not.
5	ಪೀಠಿಕಾ ಸಂದರ್ಭದಲ್ಲಿ ವಿದ್ಯಾರ್ಥಿಗಳನ್ನು ಬೋಧನೆಯಲ್ಲಿ ತೊಡಗಿಸಿಕೊಂಡ ರೀತಿ	Teacher can involve students by asking some content related questions.
6	ಪೀಠಿಕೆ ಹಾಗೂ ವಿಷಯ ವಿವರಣೆಯ ಸಂಬಂಧೀಕರಣ	Both are relevant to content
7	ಹೊಸ ವಿಷಯವನ್ನು ಪರಿಚಯಿಸಿದ್ದು.	Yes, they introduce about foreign trade
8	ಆರಂಭಿಕ ಮತ್ತು ಅಂತಿಮ ಹೇಳಿಕೆಗಳನ್ನು ಬಳಸಿಕೊಂಡ ರೀತಿ	Through asking questions and charts.
9	ಕಪ್ಪುಹಲಗೆಯ ಬಳಕೆ & ಔಚಿತ್ಯತೆ	Yes, they use blackboard and color chalk piece.
10	ಬೋಧನಾ ಅವಧಿಯಲ್ಲಿ ವಿದ್ಯಾರ್ಥಿಗಳ ನಿರಂತರ ಮೌಲ್ಯಮಾಪನ	They put questions often in the classroom.
11	ವಿದ್ಯಾರ್ಥಿಗಳ ಸಾಮರ್ಥ್ಯ ಬಲವರ್ಧನೆಗೆ ಸಂಬಂಧಿಸಿದಂತೆ ಕೈಗೊಂಡ ಚಟುವಟಿಕೆಗಳು	By asking questions and showing charts.
12	ವಿದ್ಯಾರ್ಥಿಗಳು ಬೋಧನೆಯಲ್ಲಿ ಹೊಂದಿದ್ದ ಆಸಕ್ತಿ	All students are very interested



13	ಕಲಿಕೋಪಕರಣಗಳ ಬಳಕೆ & ಸಂದರ್ಭೋಚಿತತೆ.	they use charts. By showing charts to students timings will be correct.
14	ಕಪ್ಪುಹಲಗೆಯಲ್ಲಿ ಬಿಡಿಸಿದ ಚಿತ್ರಗಳು & ವಿವರಣೆ	Good Handwriting
15	ಬೋಧನೆಯ ಸಂದರ್ಭದಲ್ಲಿ ಬಳಸಿದ ಉದಾಹರಣೆ ಮತ್ತು ನಿದರ್ಶನಗಳು	They give examples related to foreign trade.
16	ಬೋಧನೆಯ ಸಂದರ್ಭದಲ್ಲಿ ವಿದ್ಯಾರ್ಥಿ ಮತ್ತು ಉಪಾಧ್ಯಾಯರ ನಡುವಿನ ಅಂತರ ಕ್ರಿಯೆ	Good interaction between teacher and pupils / students.
17	ಬೋಧನೆಯ ನಂತರ ಮನೆಗೆಲಸ ನೀಡಿದ್ದು	Yes, they gave the Home work.
18	ಸಮಯ ಪರಿಪಾಲನೆ ಹಾಗೂ ತರಗತಿ ನಿರ್ವಹಣೆ	They use complete 45 minutes.
19	ಬೋಧನೆಯ ಪರಿಣಾಮಕತೆ & ಟಿಪ್ಪಣಿ	From beginning to till end, the interaction between teacher and pupils was very good. some students are very interested about teacher lesson. some are not. Asking questions and showing charts to student was good. Teacher tries to come out ideas of students. correct way of writing on Black board and using colour chalk piece and also very good.

\* 10/10/23  
ಶಿಕ್ಷಕರ/ ಮುಖ್ಯಶಿಕ್ಷಕರ ಸಹಿ

  
ಪ್ರಶಿಕ್ಷಕರ ಸಹಿ

  
ಪ್ರಶಿಕ್ಷಣಾರ್ಥಿ ಸಹಿ

ಜೆಎಸ್‌ಎಸ್ ಶಿಕ್ಷಣ ಮಹಾವಿದ್ಯಾಲಯ, ಸಕಲೇಶಪುರ

ಮುಖ್ಯಶಿಕ್ಷಕ/ಸಹಶಿಕ್ಷಕರ ಬೋಧನಾ ವೀಕ್ಷಣೆ

ಮುಖ್ಯಶಿಕ್ಷಕ/ಸಹಶಿಕ್ಷಕರ ಹೆಸರು : Bhagya.

ವಿದ್ಯಾರ್ಹತೆ & ಬೋಧನಾನುಭವ : B.Sc..B.Ed &

ಶಾಲೆಯ ಹೆಸರು ಮತ್ತು ವಿಳಾಸ : Pioneer Public English School, 6 years.

ಬೋಧನಾ ವಿಷಯ : Science - 9<sup>th</sup> std

ದಿನಾಂಕ : 21/08/23

ಅವಧಿ : 1:42 p.m to

ಘಟಕದ ಹೆಸರು : Muscle Tissues

ಉಪಘಟಕದ ಹೆಸರು : Tissues &


2:10 p.m


its types.


its types.

ಕ್ರ. ಸಂ	ಅಪೇಕ್ಷಿತ ವೀಕ್ಷಣಾಂಶಗಳು	ವೀಕ್ಷಿತಾಂಶಗಳು
1	ಬೋಧನಾ ಪೂರ್ವದ ಅಭಿಪ್ರೇರಣಾ ಕಾರ್ಯ	Teacher test the student previous knowledge by asking Questions.
2	ಪೀಠಿಕೆಯಲ್ಲಿ ಕೇಳಿದ ಪ್ರಶ್ನೆಗಳು	Questions are relevant to the content
3	ಪೀಠಿಕಾ ಹಂತದಲ್ಲಿ ಬಳಸಿದ ತಂತ್ರಗಳು ಮತ್ತು ಚಟುವಟಿಕೆಗಳು	Asking questions, showing charts to students.
4	ಪೀಠಿಕಾ ಪ್ರಶ್ನೆಗಳಿಗೆ ವಿದ್ಯಾರ್ಥಿಗಳಿಂದ ದೂರತ ಪ್ರತಿಕ್ರಿಯೆ	Students are actively responses to teacher questions
5	ಪೀಠಿಕಾ ಸಂದರ್ಭದಲ್ಲಿ ವಿದ್ಯಾರ್ಥಿಗಳನ್ನು ಬೋಧನೆಯಲ್ಲಿ ತೊಡಗಿಸಿಕೊಂಡ ರೀತಿ	By doing activity in a classroom.
6	ಪೀಠಿಕೆ ಹಾಗೂ ವಿಷಯ ವಿವರಣೆಯ ಸಂಬಂಧೀಕರಣ	By interacting students -
7	ಹೊಸ ವಿಷಯವನ್ನು ಪರಿಚಯಿಸಿದ್ದು.	Yes,
8	ಆರಂಭಿಕ ಮತ್ತು ಅಂತಿಮ ಹೇಳಿಕೆಗಳನ್ನು ಬಳಸಿಕೊಂಡ ರೀತಿ	Yes, they use bothe beginning and conclusion statement
9	ಕಪ್ಪುಹಲಗೆಯ ಬಳಕೆ & ಜಿಜ್ಞಾಸೆ	using black board and colour chalk piece was good
10	ಬೋಧನಾ ಅವಧಿಯಲ್ಲಿ ವಿದ್ಯಾರ್ಥಿಗಳ ನಿರಂತರ ಮೌಲ್ಯಮಾಪನ	they interacting students by doing activity in classroom.
11	ವಿದ್ಯಾರ್ಥಿಗಳ ಸಾಮರ್ಥ್ಯ ಬಲವರ್ಧನೆಗೆ ಸಂಬಂಧಿಸಿದಂತೆ ಕೈಗೊಂಡ ಚಟುವಟಿಕೆಗಳು	showing charts and activities.
12	ವಿದ್ಯಾರ್ಥಿಗಳು ಬೋಧನೆಯಲ್ಲಿ ಹೊಂದಿದ್ದ ಆಸಕ್ತಿ	All are actively participated.

13	ಕಲಿಕೋಪಕರಣಗಳ ಬಳಕೆ & ಸಂದರ್ಭೋಚಿತತೆ	Asking questions and showing charts in the middle of the teaching.
14	ಕಪ್ಪುಹಲಗೆಯಲ್ಲಿ ಬಿಡಿಸಿದ ಚಿತ್ರಗಳು & ವಿವರಣೆ	Writing points on the board.
15	ಬೋಧನೆಯ ಸಂದರ್ಭದಲ್ಲಿ ಬಳಸಿದ ಉದಾಹರಣೆ ಮತ್ತು ನಿದರ್ಶನಗಳು	Examples are related to content.
16	ಬೋಧನೆಯ ಸಂದರ್ಭದಲ್ಲಿ ವಿದ್ಯಾರ್ಥಿ ಮತ್ತು ಉಪಾಧ್ಯಾಯರ ನಡುವಿನ ಅಂತರ ಕ್ರಿಯೆ	Good communication between teachers and students.
17	ಬೋಧನೆಯ ನಂತರ ಮನೆಗೆಲಸ ನೀಡಿದ್ದು	Yes.
18	ಸಮಯ ಪರಿಪಾಲನೆ ಹಾಗೂ ತರಗತಿ ನಿರ್ವಹಣೆ	Good time management.
19	ಬೋಧನೆಯ ಪರಿಣಾಮಕತೆ & ಟಿಪ್ಪಣಿ	<ul style="list-style-type: none"> <li>* Interacting students at the beginning of the class was good.</li> <li>* Asking questions to student was very good.</li> <li>* Students are actively participating in a class.</li> <li>* Movement of the body, facial expression are very good.</li> <li>* Showing charts at the middle the class to draw the attention of the student.</li> <li>* Good presentation.</li> </ul>

  
ಶಿಕ್ಷಕರ/ ಮುಖ್ಯಶಿಕ್ಷಕರ ಸಹಿ


  
ಪ್ರಶಿಕ್ಷಕರ ಸಹಿ

  
ಪ್ರಶಿಕ್ಷಣಾರ್ಥಿ ಸಹಿ


Name of the institution: Pioneer School Day: Thursday

Date: 03/08/2023

Timings (Every minute)	Programmes/ Activities	Observations
10:30 a.m to 3:00 p.m	Observation of classes	Today I observe the 8, and 9 classes. subject mathematics, English, Science and physics. I observe the karate class.
11:25 a.m to 12:10 p.m	Programmes/ Celebrations held in the school	Today also students are participating in competition like. Rangoli, Kanchi, and Gharzal.
2:30 p.m to 2:45 p.m	Observation of records	Today I observe the records of 9 <sup>th</sup> stan- dard attendance Register book. and school calendar time table.
2:45 p.m to 3:00 p.m	Information collected on this day	Today I collect the information about the achievements of some students in the field of sports and culture, and every thursday karate class will be there.
3:00 p.m to 3:20 p.m	Discussions	In this school all facilities are available to students. Students are participated in different different activities. School environment was good to students.

  
Signature of the  
Trainee Teacher

  
Signature of the  
Head of the Institution

  
Signature of the  
Teacher Educator

## Second day School visit Report

on Thursday 03/08/2023, we all go to the school and attend the school prayer at 9:20 a.m. I observe the prayer all the students are stand in prayer one by one and then they starts the prayer, after the prayer we go to the classes.

on this day I observe the 8<sup>th</sup> and 9<sup>th</sup> standard class mathematics and physics on 10:30 a.m. to 12:35 p.m.

on 12:35 p.m. to 12:45 p.m. there will be a small break for students and teacher, students refreshment time.

on 1:00 clock there will be a lunch break and all the students are go to the lunch and they complete the lunch at 1:30 p.m. again the school bell will ring all the students are go to their classes.

on 2:00 clock they are practicing the Rangoli Khamali and Qazal / Ghazal competition till 3 o'clock. and some students are playing games in playground.

on 3:15 p.m. I observe the 9<sup>th</sup> standard class attendance and school calendar time table

and I collect the information about the total strength in primary and high school, playground, school teachers information, co-curricular activities, computer lab, library etc,

And I collect another information about the karate. every thursday there is a separate class for karate, a single teacher guide the students.

on this day some students are practicing sports for independence day. students are very happy when they are playing games.

All the teachers and students are very busy for preparation to prathibhakaranji competition. but today also we observe only 2 or 3 classes only.

In the above information we can see the details of this in the next page and I fast some photos are related to this information. we can see in the next page.

I attached the classroom observation sheet also, you can see the observation sheet in the next page.

## Teacher :-

Head master is the head of the school. separate teacher for separate subject. Teachers all are well qualified. all are P.G and B.Ed compulsory. one teacher for computer teaching and one scouts and guides teacher and also one separate teacher for karate.

## School teacher Information :-

Head master :- Harish Kumar  
Qualification :- M.A, B.Ed, TET  
Teaching subject :- Kannada.

Teachers name, qualification, date of joining and teaching subject :-  
High School Teachers list

SL No	Teachers Name	Designation qualification	DOJ	Teaching Subject.
01	Harish Kumar	M.A.B.Ed TET	01-06-2012	Kannada
02	Saira Banu	B.A	01-01-2022	English
03	Manjula AP	B.A, B.Ed Hindi	01-06-2019	Hindi
04	Rashi Raj T.R	M.Sc, B.Ed	15-05-2023	Mathematics

05	Bhagya R. B	B.Sc. D.Ed	16-06-1989	science
06	Sangeetha	B.A. B.Ed	20-08-2022	social science
07	Ashmini K. B.	BB.M. DCA	16-05-2022	computer

### Primary School Teachers List :-

SL No	Teachers Name	Designation	DOJ	Teaching Subjects
01	Umesh HJ	B.A, CPEd	09-11-2011	P. E
02	Jyothi	PUC, D.Ed	25-11-2016	E.V.S
03	chadrukala	B.A, D.Ed	23-05-2022	Kannada
04	RooPa T.K	M.com	16-08-2021	Mathematics
05	Sangeetha	B.A, B.Ed	20-08-2022	science
06	Manjula A.P	B.A, B.Ed Hindi	01-06-2019	Hindi
07	Bhanya	degree	5-07-2022	Karate



## Non-Teaching staff :-

SL. NO	Name	Designation	DoJ
01	Shashikala B	FDA	26-06-1997
02	Yogitha shetty	SDA	16-03-2011
03	Rukkiya B	Attender	01-01-1986
04	Tyothi	Attender	1-04-2021
05	Kashoda	Attender	04-08-2021
06	Karthik D	Bus driver	06-05-2022
07	Banneri D	scavenger	01-06-2020

## co-curricular activities :-

Students are actively participated in each and every activities and celebrations are held in schools. Sports, all cultural activities. Any event preparation, karate, project work drawing, craft, etc and the students also participated in each event organize by other schools.

like Prathibhakaranji, independence day and other programs.

### Play ground:-

There are two playgrounds. one is kho kho ground, and another one is kabbad ground and another one is volleyball court. Play ground is very beautiful every day afternoon one period is sports period students are very happy when they are playing in ground.

### Computer Lab:-

one separate room for computer lab. total computer in room is 16, two batteries and one ups, and one teacher they can teach practically to students. like basic, drawing, letter typing etc.

### Library:-

one small library will be there in auditorium hall. only few books are available to students like story books, drawing books and subject related books. there is no separate room for library. And chairs are available to sit and read the books.




GPS Map Camera

Saklespur Rural, Karnataka, India  
WQHJ+W8G, Saklespur Rural, Karnataka 573134, India  
Lat 12.929649°  
Long 75.780846°  
07/08/23 10:40 AM GMT +05:30



Google

Primary School play ground



GPS Map Camera

Saklespur Rural, Karnataka, India  
WQHJ+W8G, Saklespur Rural, Karnataka 573134, India  
Lat 12.929649°  
Long 75.780846°  
07/08/23 10:40 AM GMT +05:30



Google

High School play ground



GPS Map Camera

03/08/23 10:19 AM GMT +05:30



Google

computer room.

ಜೆಎಸ್‌ಎಸ್ ಶಿಕ್ಷಣ ಮಹಾವಿದ್ಯಾಲಯ, ನಕಲೇಶಪುರ

ಮುಖ್ಯಶಿಕ್ಷಕ/ನಿರೀಕ್ಷಕರ ಬೋಧನಾ ವೀಕ್ಷಣೆ

ಮುಖ್ಯಶಿಕ್ಷಕ/ನಿರೀಕ್ಷಕರ ಹೆಸರು : **Rishi Raj** ವಿದ್ಯಾರ್ಹತೆ & ಬೋಧನಾನುಭವ : **M.Sc.B.ed & 13 years.**  
 ಶಾಲೆಯ ಹೆಸರು ಮತ್ತು ವಿಳಾಸ : **Pioneer Public English School**  
 ಬೋಧನಾ ವಿಷಯ :- **Mathematics - 9<sup>th</sup>** ದಿನಾಂಕ: **3/08/23** ಅವಧಿ: **11:20 a.m to 11:45 a.m**  
 ಘಟಕದ ಹೆಸರು : **Polynomials** ಉಪಘಟಕದ ಹೆಸರು : **Adding of Polynomials Horizontally**

ಕ್ರ. ಸಂ	ಅಪೇಕ್ಷಿತ ವೀಕ್ಷಣಾಂಶಗಳು	ವೀಕ್ಷಿತಾಂಶಗಳು
1	ಬೋಧನಾ ಪೂರ್ವದ ಅಭಿಪ್ರೇರಣಾ ಕಾರ್ಯ	In the beginning teacher ask some questions to students.
2	ಪೀಠಿಕೆಯಲ್ಲಿ ಕೇಳಿದ ಪ್ರಶ್ನೆಗಳು	Questions are related to content which are the link terms
3	ಪೀಠಿಕಾ ಹಂತದಲ್ಲಿ ಬಳಸಿದ ತಂತ್ರಗಳು ಮತ್ತು ಚಟುವಟಿಕೆಗಳು	students says the correct answer.
4	ಪೀಠಿಕಾ ಪ್ರಶ್ನೆಗಳಿಗೆ ವಿದ್ಯಾರ್ಥಿಗಳಿಂದ ದೂರತ ಪ್ರತಿಕ್ರಿಯೆ	Good interaction between teacher and students
5	ಪೀಠಿಕಾ ಸಂದರ್ಭದಲ್ಲಿ ವಿದ್ಯಾರ್ಥಿಗಳನ್ನು ಬೋಧನೆಯಲ್ಲಿ ತೊಡಗಿಸಿಕೊಂಡ ರೀತಿ	Good teaching from beginning to end
6	ಪೀಠಿಕೆ ಹಾಗೂ ವಿಷಯ ವಿವರಣೆಯ ಸಂಬಂಧೀಕರಣ	only content related information
7	ಹೊಸ ವಿಷಯವನ್ನು ಪರಿಚಯಿಸಿದ್ದು.	Asking questions and showing charts
8	ಆರಂಭಿಕ ಮತ್ತು ಅಂತಿಮ ಹೇಳಿಕೆಗಳನ್ನು ಬಳಸಿಕೊಂಡ ರೀತಿ	They use the charts.
9	ಕಪ್ಪುಹಲಗೆಯ ಬಳಕೆ & ಬಿಚಿತ್ಯತೆ	Good handwriting and using colour chalk piece
10	ಬೋಧನಾ ಅವಧಿಯಲ್ಲಿ ವಿದ್ಯಾರ್ಥಿಗಳ ನಿರಂತರ ಮೌಲ್ಯಮಾಪನ	They put questions often in the classroom.
11	ವಿದ್ಯಾರ್ಥಿಗಳ ಸಾಮರ್ಥ್ಯ ಬಲವರ್ಧನೆಗೆ ಸಂಬಂಧಿಸಿದಂತೆ ಕೈಗೊಂಡ ಚಟುವಟಿಕೆಗಳು	Giving some problems to student
12	ವಿದ್ಯಾರ್ಥಿಗಳು ಬೋಧನೆಯಲ್ಲಿ ಹೊಂದಿದ್ದ ಆಸಕ್ತಿ	All are very interested.

13	ಕಲಿಕೋಪಕರಣಗಳ ಬಳಕೆ & ಸಂದರ್ಭೋಚಿತತೆ	Asking questions and showing charts timing will be correct.
14	ಕಪ್ಪುಹಲಗೆಯಲ್ಲಿ ಬಿಡಿಸಿದ ಚಿತ್ರಗಳು & ವಿವರಣೆ	writing points was good.
15	ಬೋಧನೆಯ ಸಂದರ್ಭದಲ್ಲಿ ಬಳಸಿದ ಉದಾಹರಣೆ ಮತ್ತು ನಿದರ್ಶನಗಳು	No example only asking questions to students.
16	ಬೋಧನೆಯ ಸಂದರ್ಭದಲ್ಲಿ ವಿದ್ಯಾರ್ಥಿ ಮತ್ತು ಉಪಾಧ್ಯಾಯರ ನಡುವಿನ ಅಂತರ ಕ್ರಿಯೆ	Good interaction b/w teacher and pupil.
17	ಬೋಧನೆಯ ನಂತರ ಮನೆಗೆಲಸ ನೀಡಿದ್ದು	Yes.
18	ಸಮಯ ಪರಿಪಾಲನೆ ಹಾಗೂ ತರಗತಿ ನಿರ್ವಹಣೆ	Good time management.
19	ಬೋಧನೆಯ ಪರಿಣಾಮಕತೆ & ಟಿಪ್ಪಣಿ	<p>* Interaction between teacher and student was good.</p> <p>* Students are very interested to listen the lesson.</p> <p>* Teacher facial expression, Hand movements was good.</p> <p>* Method of asking question to student was good.</p> <p>* Students response was very good.</p> <p>* over all teaching method was good.</p>

ಶಿಕ್ಷಕರ/ ಮುಖ್ಯಶಿಕ್ಷಕರ ಸಹಿ

ಪ್ರತಿಕ್ಷಕರ ಸಹಿ

ಪ್ರತಿಕ್ಷಕಾರ್ಥಿ ಸಹಿ

ಜೆಎಸ್‌ಎಸ್ ಶಿಕ್ಷಣ ಮಹಾವಿದ್ಯಾಲಯ, ಸಕಲೇಶಪುರ

ಮುಖ್ಯಶಿಕ್ಷಕ/ಸಹಶಿಕ್ಷಕರ ಯೋಧನಾ ವೀಕ್ಷಣೆ

ಮುಖ್ಯಶಿಕ್ಷಕ/ಸಹಶಿಕ್ಷಕರ ಹೆಸರು : Bhagya

ವಿದ್ಯಾರ್ಹತೆ & ಬೋಧನಾನುಭವ B.Sc., B.Ed. & 6 years.

ಶಾಲೆಯ ಹೆಸರು ಮತ್ತು ವಿಳಾಸ: Pioneer Public English School.

ಬೋಧನಾ ವಿಷಯ: Physics - 9<sup>th</sup> std


ದಿನಾಂಕ 3/08/2023 ಅವಧಿ: 2:30 p.m to 3:10 p.m

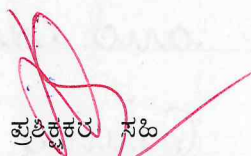
ಘಟಕದ ಹೆಸರು : Motion


ಉಪಘಟಕದ ಹೆಸರು : Graphical representation of Motion

ಕ್ರ. ಸಂ	ಅಪೇಕ್ಷಿತ ವೀಕ್ಷಣಾಂಶಗಳು	ವೀಕ್ಷಿತಾಂಶಗಳು
1	ಬೋಧನಾ ಪೂರ್ವದ ಅಭಿಪ್ರೇರಣಾ ಕಾರ್ಯ	Teacher test the students previous knowledge by asking questions.
2	ಪೀಠಿಕೆಯಲ್ಲಿ ಕೇಳಿದ ಪ್ರಶ್ನೆಗಳು	All questions are relevant to the content.
3	ಪೀಠಿಕಾ ಹಂತದಲ್ಲಿ ಬಳಸಿದ ತಂತ್ರಗಳು ಮತ್ತು ಚಟುವಟಿಕೆಗಳು	Asking questions and showing charts.
4	ಪೀಠಿಕಾ ಪ್ರಶ್ನೆಗಳಿಗೆ ವಿದ್ಯಾರ್ಥಿಗಳಿಂದ ದೂರತ ಪ್ರತಿಕ್ರಿಯೆ	Good response.
5	ಪೀಠಿಕಾ ಸಂದರ್ಭದಲ್ಲಿ ವಿದ್ಯಾರ್ಥಿಗಳನ್ನು ಬೋಧನೆಯಲ್ಲಿ ತೊಡಗಿಸಿಕೊಂಡ ರೀತಿ	By giving some problem to students.
6	ಪೀಠಿಕೆ ಹಾಗೂ ವಿಷಯ ವಿವರಣೆಯ ಸಂಬಂಧೀಕರಣ	Both are good.
7	ಹೊಸ ವಿಷಯವನ್ನು ಪರಿಚಯಿಸಿದ್ದು.	Yes.
8	ಆರಂಭಿಕ ಮತ್ತು ಅಂತಿಮ ಹೇಳಿಕೆಗಳನ್ನು ಬಳಸಿಕೊಂಡ ರೀತಿ	By asking questions.
9	ಕಪ್ಪುಹಲಗೆಯ ಬಳಕೆ & ಔಚಿತ್ಯತೆ	Method of using black board and colour chalk piece was good.
10	ಬೋಧನಾ ಅವಧಿಯಲ್ಲಿ ವಿದ್ಯಾರ್ಥಿಗಳ ನಿರಂತರ ಮೌಲ್ಯಮಾಪನ	Giving some problems to solve.
11	ವಿದ್ಯಾರ್ಥಿಗಳ ಸಾಮರ್ಥ್ಯ ಬಲವರ್ಧನೆಗೆ ಸಂಬಂಧಿಸಿದಂತೆ ಕೈಗೊಂಡ ಚಟುವಟಿಕೆಗಳು	showing charts, problem solving
12	ವಿದ್ಯಾರ್ಥಿಗಳು ಬೋಧನೆಯಲ್ಲಿ ಹೊಂದಿದ್ದ ಆಸಕ್ತಿ	good interest.

13	ಕಲಿಕೋಪಕರಣಗಳ ಬಳಕೆ & ಸಂದರ್ಭೋಚಿತತೆ	Asking questions and showing charts to students.
14	ಕಪ್ಪುಹಲಗೆಯಲ್ಲಿ ಬಿಡಿಸಿದ ಚಿತ್ರಗಳು & ವಿವರಣೆ	Drawing graph on Board.
15	ಬೋಧನೆಯ ಸಂದರ್ಭದಲ್ಲಿ ಬಳಸಿದ ಉದಾಹರಣೆ ಮತ್ತು ನಿದರ್ಶನಗಳು	Examples are related to content.
16	ಬೋಧನೆಯ ಸಂದರ್ಭದಲ್ಲಿ ವಿದ್ಯಾರ್ಥಿ ಮತ್ತು ಉಪಾಧ್ಯಾಯರ ನಡುವಿನ ಅಂತರ ಕ್ರಿಯೆ	Good communication b/w teacher & student.
17	ಬೋಧನೆಯ ನಂತರ ಮನೆಗೆಲಸ ನೀಡಿದ್ದು	Yes,
18	ಸಮಯ ಪರಿಪಾಲನೆ ಹಾಗೂ ತರಗತಿ ನಿರ್ವಹಣೆ	Good time Management.
19	ಬೋಧನೆಯ ಪರಿಣಾಮಕತೆ & ಟಿಪ್ಪಣಿ	<ul style="list-style-type: none"> <li>* Teacher testing previous knowledge of student method was good.</li> <li>* some student solve problems on board.</li> <li>* students are very interestly response to the teacher.</li> <li>* Teacher voice modulation, Body movement and facial expressions are very good.</li> <li>* Good presentation.</li> </ul>

  
ಶಿಕ್ಷಕರ/ ಮುಖ್ಯಶಿಕ್ಷಕರ ಸಹಿ


  
ಪ್ರಶಿಕ್ಷಕರ ಸಹಿ


  
ಪ್ರಶಿಕ್ಷಣಾಧಿ ಸಹಿ


Name of the institution: Pioneer Public School Day: Friday

Date: 4-08-23

Timings (Every minute)	Programmes/ Activities	Observations
1:15-2:00 P.m 2:00-2:30 2:35-3:00	Observation of classes	I observed the 8 <sup>th</sup> standard english class of topic Jamaican fragment. I observed 8 <sup>th</sup> chemistry class of topic coal and petroleum and 9 <sup>th</sup> physics laws of motion.
9:45-2:00 P.m	Programmes/ Celebrations held in the school	Today pre-prathiba karanji competition was held. Speech and clay modeling programme was organised. Trainee provide the training for scouts and guides students. At the auditorium dance practice was held.
9:45-4:00 P.m	Observation of records	Today I observed classwise individual attendance book and saw the class student diary.
9:40-4:00 P.m	Information collected on this day	Today I collected the information regarding number of students present in the school. Number of teaching staff and non-teaching staff present in the school.
3:50-4:00 P.m	Discussions	Today we observed 3 classes of high school section. And engaged 2 classes for primary school. Interacted with students and collected some information.

  
Signature of the Trainee Teacher

  
Signature of the Head of the Institution

  
Signature of the Teacher Educator



## Third day School Visit Report :-

On Friday 4/08/23, I go to the school at 9:15 a.m. and I attend the primary school prayer then I go to the class and I observe the 8<sup>th</sup> standard class english subject and again I observe the same class chemistry subject till 11:45 a.m.

on 11:45 a.m to 12 o'clock there will be a break to students, again 12:30 p.m the lunch bell will ring and all students will go to the lunch and I am also ate the lunch.

on 1:15 p.m to 2:00 p.m again the classes will starts, afternoon I observe the 9<sup>th</sup> standard physic class, after this period the next period will be sports period till 2 o'clock.

on 2:15 p.m to 3:0 clock I collect the information about total number of students present in the class and number of staff presents in the schools. on 3:0 clock I leave the school,

In the above information we can see the details in the next page. And I attached the this days classroom observation sheet also.

14

Total strength in primary school :-

class	Boys	Girls	Total
4	22	17	39
5	20	16	36
6	21	17	38
7	30	17	47
	93	67	160

Total strength in High school :-

class	Boys	Girls	Total
8	18	15	33
9	14	20	34
10	17	16	33
	49	51	100

## Role of Headmaster :-

I observe the headmaster of the school in taking main role in overall activities including management of class, management of discipline, management of time table, management of file related works, control work in his office like putting signature on the papers, maintain relationship between Teacher, students, parents and district level educational office, Also control financial matters of headmaster busy with my kinds of important matters of the school.

## Observation of peer teacher teaching :-

I observe my peer teachers teaching noticed the peer teachers take their classes in a very punctual manner and made their classrooms very attractive. I learnt a lot from them I followed their styles of body language and skills of teaching.

## Time table of the school :-

School time tables are extremely important for a variety of reasons. It ensures that no teacher is scheduled for too many back to back classes for two classes at same time teachers are given the opportunities to modify lesson plans during the preparation period and collaborate with colleagues.

# Time Table

**SVG CENTRE OF EXCELLENCE  
PIONEER PUBLIC ENGLISH SCHOOL, SAKIESHPUR  
SCHOOL CALENDAR - 2023 - 2024**

JUNE	JULY	AUGUST	SEPTEMBER	OCTOBER	NOVEMBER	DECEMBER	JANUARY	FEBRUARY	MARCH	APRIL
			1A-2		1A-3					

GPS Map Camera

**SVG CENTRE OF EXCELLENCE  
PIONEER PUBLIC ENGLISH SCHOOL - SAKIESHPUR  
TEACHER WISE INDIVIDUAL TIME TABLE 2023-24**

MONDAY	TUESDAY	WEDNESDAY	THURSDAY
1 2 3 4 5 6 7 8 9 10 11 12	1 2 3 4 5 6 7 8 9 10 11 12	1 2 3 4 5 6 7 8 9 10 11 12	1 2 3 4 5 6 7 8 9 10 11 12
1 2 3 4 5 6 7 8 9 10 11 12	1 2 3 4 5 6 7 8 9 10 11 12	1 2 3 4 5 6 7 8 9 10 11 12	1 2 3 4 5 6 7 8 9 10 11 12
1 2 3 4 5 6 7 8 9 10 11 12	1 2 3 4 5 6 7 8 9 10 11 12	1 2 3 4 5 6 7 8 9 10 11 12	1 2 3 4 5 6 7 8 9 10 11 12
1 2 3 4 5 6 7 8 9 10 11 12	1 2 3 4 5 6 7 8 9 10 11 12	1 2 3 4 5 6 7 8 9 10 11 12	1 2 3 4 5 6 7 8 9 10 11 12
1 2 3 4 5 6 7 8 9 10 11 12	1 2 3 4 5 6 7 8 9 10 11 12	1 2 3 4 5 6 7 8 9 10 11 12	1 2 3 4 5 6 7 8 9 10 11 12
1 2 3 4 5 6 7 8 9 10 11 12	1 2 3 4 5 6 7 8 9 10 11 12	1 2 3 4 5 6 7 8 9 10 11 12	1 2 3 4 5 6 7 8 9 10 11 12

GPS Map Camera

Google

02/08/23 03:35 PM GMT +05:30

**SVG CENTRE OF EXCELLENCE  
PIONEER PUBLIC SCHOOL - SAKIESHPUR  
CLASSWISE TIME-TABLE - 2023-2024**

TIME	CLASS	1A	2A	3A	4A	5A	6A	7A	8A	9A	10A	11A
------	-------	----	----	----	----	----	----	----	----	----	-----	-----

GPS Map Camera

02/08/23 03:36 PM GMT +05:30

## Physical values :-

Inculcating good health and personal hygiene and development of interest in sports and games.

## Moral and social values :-

- \* Joyful self acceptance and self confidence
- \* Respect of / for elders.
- \* Dignity of labour making herself / himself use-ful to school, parent and community.
- \* Awareness of the needs of others, sharing of time talents, feelings of oneness.
- \* Aspect and pride in her / his heritage.

## Some facilities are available to students in school :-

- 1) Good classroom facilities to students, benches black board are available.
- 2) Drinking water facilities, there is a separate drinking water facilities for primary and high school.
- 3) Toilet facilities, separate toilet for both boys and girls.

- 4) Hand wash facilities, separate hand wash for primary school and high school.
- 5) smart class facility.
- 6) C.C.T.V camera facility.
- 7) computer lab facility.
- 8) sports materials like molleyball, rings etc.
- 9) Auditorium Hall facility.
- 10) play ground, and notice board.
- 11) special training class like dance and karate.
- 12) scouts and guides facility.
- 13) speakers and mic
- 14) Biometry facility.
- 15) digital clock.
- 16) Notice board.



*Smart class room*



GPS Map Camera



03/08/23 03:01 PM GMT +05:30

*Karate class*




GPS Map Camera




02/08/23 02:04 PM GMT +05:30


*Auditorium Hall*



*CCTV camera*



*Drinking water*



*Biometry*



*Hand wash facility*



ಜೆಎನ್‌ಎನ್ ಶಿಕ್ಷಣ ಮಹಾವಿದ್ಯಾಲಯ, ಸಕಲೇಶಪುರ

ಮುಖ್ಯಶಿಕ್ಷಕ/ಸಹಶಿಕ್ಷಕರ ಯೋಧನಾ ವೀಕ್ಷಣೆ

ಮುಖ್ಯಶಿಕ್ಷಕ/ಸಹಶಿಕ್ಷಕರ ಹೆಸರು : *Saira Banu*

ವಿದ್ಯಾರ್ಹತೆ & ಯೋಧನಾನುಭವ : *B.A and 5 years.*

ಶಾಲೆಯ ಹೆಸರು ಮತ್ತು ವಿಳಾಸ :- *Pioneer Public English School.*

ಬೋಧನಾ ವಿಷಯ : *English - 8<sup>th</sup> std*

ದಿನಾಂಕ: *4/08/23* ಅವಧಿ: *10:28 a.m to 11:00 a.m*

ಘಟಕದ ಹೆಸರು : *Jamaican Fragment (Prose).*

ಉಪಘಟಕದ ಹೆಸರು : *Story of A.L. Hendricks.*

ಕ್ರ. ಸಂ	ಅಪೇಕ್ಷಿತ ವೀಕ್ಷಣಾಂಶಗಳು	ವೀಕ್ಷಿತಾಂಶಗಳು
1	ಬೋಧನಾ ಪೂರ್ವದ ಅಭಿಪ್ರೇರಣಾ ಕಾರ್ಯ	<i>In the beginning, teacher can interact the student by asking questions.</i>
2	ಪೀಠಿಕೆಯಲ್ಲಿ ಕೇಳಿದ ಪ್ರಶ್ನೆಗಳು	<i>Questions are relevant to the content. who is here?</i>
3	ಪೀಠಿಕಾ ಹಂತದಲ್ಲಿ ಬಳಸಿದ ತಂತ್ರಗಳು ಮತ್ತು ಚಟುವಟಿಕೆಗಳು	<i>Asking Questions to students.</i>
4	ಪೀಠಿಕಾ ಪ್ರಶ್ನೆಗಳಿಗೆ ವಿದ್ಯಾರ್ಥಿಗಳಿಂದ ದೂರತ ಪ್ರತಿಕ್ರಿಯೆ	<i>Students are very interested to response the question.</i>
5	ಪೀಠಿಕಾ ಸಂದರ್ಭದಲ್ಲಿ ವಿದ್ಯಾರ್ಥಿಗಳನ್ನು ಬೋಧನೆಯಲ್ಲಿ ತೊಡಗಿಸಿಕೊಂಡ ರೀತಿ	<i>Teacher involve the student by asking some basic question.</i>
6	ಪೀಠಿಕೆ ಹಾಗೂ ವಿಷಯ ವಿವರಣೆಯ ಸಂಬಂಧೀಕರಣ	<i>Both are related to content.</i>
7	ಹೊಸ ವಿಷಯವನ್ನು ಪರಿಚಯಿಸಿದ್ದು.	<i>Yes.</i>
8	ಆರಂಭಿಕ ಮತ್ತು ಅಂತಿಮ ಹೇಳಿಕೆಗಳನ್ನು ಬಳಸಿಕೊಂಡ ರೀತಿ	<i>Through asking question to students.</i>
9	ಕಪ್ಪುಹಲಗೆಯ ಬಳಕೆ & ಟಿಪ್ಪಣಿ	<i>Yes, Black board Handwriting was good.</i>
10	ಬೋಧನಾ ಅವಧಿಯಲ್ಲಿ ವಿದ್ಯಾರ್ಥಿಗಳ ನಿರಂತರ ಮೌಲ್ಯಮಾಪನ	<i>They put questions often in the classroom.</i>
11	ವಿದ್ಯಾರ್ಥಿಗಳ ಸಾಮರ್ಥ್ಯ ಬಲವರ್ಧನೆಗೆ ಸಂಬಂಧಿಸಿದಂತೆ ಕೈಗೊಂಡ ಚಟುವಟಿಕೆಗಳು	<i>By asking questions.</i>
12	ವಿದ್ಯಾರ್ಥಿಗಳು ಬೋಧನೆಯಲ್ಲಿ ಹೊಂದಿದ್ದ ಆಸಕ್ತಿ	<i>All are very interested.</i>

13	ಕಲಿಕೋಪಕರಣಗಳ ಬಳಕೆ & ಸಂದರ್ಭೋಚಿತತೆ	No. She ask only questions to students.
14	ಕಪುಹಲಗಯಲ್ಲಿ ಬಿಡಿಸಿದ ಚಿತ್ರಗಳು & ವಿವರಣೆ	She write points on board.
15	ಬೋಧನೆಯ ಸಂದರ್ಭದಲ್ಲಿ ಬಳಸಿದ ಉದಾಹರಣೆ ಮತ್ತು ನಿರ್ದರ್ಶನಗಳು	She gave the examples.
16	ಬೋಧನೆಯ ಸಂದರ್ಭದಲ್ಲಿ ವಿದ್ಯಾರ್ಥಿ ಮತ್ತು ಉಪಾಧ್ಯಾಯರ ನಡುವಿನ ಅಂತರ ಕ್ರಿಯೆ	Good interaction between teacher and students.
17	ಬೋಧನೆಯ ನಂತರ ಮನೆಗಲಸ ನೀಡಿದ್ದು	NO
18	ಸಮಯ ಪರಿಪಾಲನೆ ಹಾಗೂ ತರಗತಿ ನಿರ್ವಹಣೆ	Time management was good.
19	ಬೋಧನೆಯ ಪರಿಣಾಮಕತೆ & ಟಿಪ್ಪಣಿ	From beginning to till end teacher and student interaction was very good. Students are very interested to answer the questions. Teacher facial expression was good. * Reading method was good. * Black board handwriting was good. * Asking questions to students was relevant to content. * over all teaching method was good.



ಶಿಕ್ಷಕರ/ ಮುಖ್ಯಶಿಕ್ಷಕರ ಸಹಿ



ಪ್ರಶಿಕ್ಷಕರ ಸಹಿ



ಪ್ರಶಿಕ್ಷಣಾರ್ಥಿ ಸಹಿ

ಜೆಎಸ್‌ಎಸ್ ಶಿಕ್ಷಣ ಮಹಾವಿದ್ಯಾಲಯ, ಸಕಲೇಶಪುರ

ಮುಖ್ಯಶಿಕ್ಷಕ/ಸಹಶಿಕ್ಷಕರ ಯೋಧನಾ ವೀಕ್ಷಣೆ

ಮುಖ್ಯಶಿಕ್ಷಕ/ಸಹಶಿಕ್ಷಕರ ಹೆಸರು : Sangetha

ವಿದ್ಯಾರ್ಹತೆ & ಬೋಧನಾನುಭವ : B.A., B.Ed &

ಶಾಲೆಯ ಹೆಸರು ಮತ್ತು ವಿಳಾಸ

! Pioneer Public English School. one year.

ಬೋಧನಾ ವಿಷಯ

1. Social science - 7<sup>th</sup> ದಿನಾಂಕ: 4/08/23

ಅವಧಿ: 11:34 a.m to

ಘಟಕದ ಹೆಸರು : The Advent of Europeans to India.

ಉಪಘಟಕದ ಹೆಸರು : British Rule in India

12:00 p.m

ಕ್ರ. ಸಂ	ಅಪೇಕ್ಷಿತ ವೀಕ್ಷಣಾಂಶಗಳು	ವೀಕ್ಷಿತಾಂಶಗಳು
1	ಬೋಧನಾ ಪೂರ್ವದ ಅಭಿಪ್ರೇರಣಾ ಕಾರ್ಯ	In the beginning, teacher test the students previous knowledge.
2	ಪೀಠಿಕೆಯಲ್ಲಿ ಕೇಳಿದ ಪ್ರಶ್ನೆಗಳು	1) who is the Europeans? 2) why they came to india? 3) where is India located?
3	ಪೀಠಿಕಾ ಹಂತದಲ್ಲಿ ಬಳಸಿದ ತಂತ್ರಗಳು ಮತ್ತು ಚಟುವಟಿಕೆಗಳು	By asking question to students
4	ಪೀಠಿಕಾ ಪ್ರಶ್ನೆಗಳಿಗೆ ವಿದ್ಯಾರ್ಥಿಗಳಿಂದ ದೂರತ ಪ್ರತಿಕ್ರಿಯೆ	Good response.
5	ಪೀಠಿಕಾ ಸಂದರ್ಭದಲ್ಲಿ ವಿದ್ಯಾರ್ಥಿಗಳನ್ನು ಬೋಧನೆಯಲ್ಲಿ ತೊಡಗಿಸಿಕೊಂಡ ರೀತಿ	Asking question to students
6	ಪೀಠಿಕೆ ಹಾಗೂ ವಿಷಯ ವಿವರಣೆಯ ಸಂಬಂಧೀಕರಣ	Both are interrelated.
7	ಹೊಸ ವಿಷಯವನ್ನು ಪರಿಚಯಿಸಿದ್ದು.	Yes, trade, portugues.
8	ಆರಂಭಿಕ ಮತ್ತು ಅಂತಿಮ ಹೇಳಿಕೆಗಳನ್ನು ಬಳಸಿಕೊಂಡ ರೀತಿ	Yes, Beginning and concluded
9	ಕಪ್ಪುಹಲಗೆಯ ಬಳಕೆ & ಔಚಿತ್ಯತೆ	Good Black board handwriting
10	ಬೋಧನಾ ಅವಧಿಯಲ್ಲಿ ವಿದ್ಯಾರ್ಥಿಗಳ ನಿರಂತರ ಮೌಲ್ಯಮಾಪನ	Asking questions to students.
11	ವಿದ್ಯಾರ್ಥಿಗಳ ಸಾಮರ್ಥ್ಯ ಬಲವರ್ಧನೆಗೆ ಸಂಬಂಧಿಸಿದಂತೆ ಕೈಗೊಂಡ ಚಟುವಟಿಕೆಗಳು	asking questions to students
12	ವಿದ್ಯಾರ್ಥಿಗಳು ಬೋಧನೆಯಲ್ಲಿ ಹೊಂದಿದ್ದ ಆಸಕ್ತಿ	good response. Interest.

13	ಕಲಿಕೋಪಕರಣಗಳ ಬಳಕೆ & ಸಂದರ್ಭೋಚಿತತೆ	They ask questions in the middle of the lesson.
14	ಕಪ್ಪುಹಲಗೆಯಲ್ಲಿ ಬಿಡಿಸಿದ ಚಿತ್ರಗಳು & ವಿವರಣೆ	Writing <u>imp</u> points on the board
15	ಬೋಧನೆಯ ಸಂದರ್ಭದಲ್ಲಿ ಬಳಸಿದ ಉದಾಹರಣೆ ಮತ್ತು ನಿದರ್ಶನಗಳು	Examples are related to content
16	ಬೋಧನೆಯ ಸಂದರ್ಭದಲ್ಲಿ ವಿದ್ಯಾರ್ಥಿ ಮತ್ತು ಉಪಾಧ್ಯಾಯರ ನಡುವಿನ ಅಂತರ ಕ್ರಿಯೆ	Good communications.
17	ಬೋಧನೆಯ ನಂತರ ಮನೆಗೆಲಸ ನೀಡಿದ್ದು	Yes,
18	ಸಮಯ ಪರಿಪಾಲನೆ ಹಾಗೂ ತರಗತಿ ನಿರ್ವಹಣೆ	Good time management.
19	ಬೋಧನೆಯ ಪರಿಣಾಮಕತೆ & ಚಿಪ್ಪಣೆ	<ul style="list-style-type: none"> <li>* Good interaction between teacher and students.</li> <li>* Teacher facial expression, voice modulation and body movement was good.</li> <li>* Students are very interested to listen the lesson.</li> <li>* Asking question to student was good.</li> <li>* over all teaching method was good.</li> </ul>


*Shreyas*  
ಶಿಕ್ಷಕರ/ ಮುಖ್ಯಶಿಕ್ಷಕರ ಸಹಿ


*[Red Signature]*  
ಪ್ರತಿಕ್ಷಕರ ಸಹಿ


*[Red Signature]*  
ಪ್ರತಿಕ್ಷಣಾರ್ಥಿ ಸಹಿ

Name of the institution: Pioneer Public School Day: Monday Date: 7/08/23

Timings (Every minute)	Programmes/ Activities	Observations
3:00 - 3:35 p.m	Observation of classes	Today I observed the 7 <sup>th</sup> , 6 <sup>th</sup> and 9 <sup>th</sup> class English and social science. Teachers use teaching aids in classroom and flash cards also.
9:30 - 4:00 a.m p.m	Programmes/ Celebrations held in the school	Today in the school the unit test was held for high school section. Sports practice was given to the student. At after-noon students themselves practice the Quauli song, March past practice was given for student.
2:00 - 3:00 p.m	Observation of records	Today we observed school visitors book and admission ledger. And observed teacher leave record book.
9:40 - 4:00 a.m p.m	Information collected on this day	Today we collected information regarding the test and examination methods take place in school, evaluation method and students achievements.
3:35 - 4:00 p.m	Discussions	Today I observe the 7 <sup>th</sup> , 6 <sup>th</sup> and 9 <sup>th</sup> class, and took part in sports activity, observed and engaged some class and observed unit test given for 7 <sup>th</sup> student.

  
Signature of the Trainee Teacher

  
Signature of the Head of the Institution

  
Signature of the Teacher Educator

# Fourth day School Visit Report

on Monday 7/08/23, at 9:20 a.m I go to the school and attend the day prayer also then class is begin at 9:45 a.m and meet the English and social science teacher I request this teacher to observing their classes. she gave me permission to sit in the class. on this day I observe the 7<sup>th</sup> standard, and 6<sup>th</sup> standard English class. till 11:45 a.m.

on 11:45 a.m a small break to student. after this again classes will starts. from 12 o'clock to 12:40 p.m then lunch bell will ring all the students went to the lunch.

on 1:10 p.m afternoon again classes will begin according to their time table. I observe the 9<sup>th</sup> class social science from 1:10 p.m to 1:45 p.m.

Then I will go to the HM. office and I observe the visitors and admission book. and click the photos of records from 1:45 p.m to 2:30 p.m

on 2:30 p.m to 3 p.m I collect the information about test and examination conducting in school. Then on 3 p.m I meet the p.e sir Umesh H. J and I request the sir to told me the achievements of students.

And he explain me students got the remarks in various fields of sports. students also participated in cultural competition and got the remarks. I observe the remarks, prizes, and medals got won by children. such a great achievement.

After noon 3 o'clock I engage the classes and I interact the students. afternoon students are practicing sports in play ground. and some students are practicing cultural activities like Quauli song in auditorium hall for prath bhakaranji competition.

on this day I observe the only three classes because students are writing test, and teachers are busy. they can't take classes.

This information you can see in details in the next page.

And I attached the classroom observation sheets in the next page.

## Festival celebrations in school :-

They celebrate national festivals in school. they celebrate annual day also, weekly one day they conduct a cultural activities.

## Examination Procedure :-

They conduct every month test that is Formative Assessment, then after this First Summative assessment exam will conduct, after this mid-term exam for high school student then preparatory exam will conduct then the last exam Board exam for high school and Second summative exam for primary school.

$$\text{Formative Assessment} = \begin{array}{r} \text{Oral} + \text{writing} = \text{total} \\ 5 \quad + \quad 20 \quad = \quad 25 \end{array}$$

$$\text{Summative Assessment} = 10 + 30 = 40$$

## RTE :-

No RTE seats for students.

## Tour arrangement :-

Every year they arrange a school tour for student!

## Visitors / special visitors :-



Government officer like Diet officer, CRP, BRP and BEO officers are visit to this school and analyze the school documents and they interact with students and get the feedback about the school information.

## Special Training :-

They take special classes for High school specially for ~~SSLC~~ students and special karate training for student both primary and high school and also special training for dance. one separate teacher for karate and dance training.

## Achievements And Rewards :-

### Sports :-

Last year primary boys and girls participated in khokho and kabaddi competition and got a ~~1st~~ place.

Students participated in athletics 100 meter, 400 meter and shot put competition in district level.

Last year high school boys participated in khokho competition and got a 1<sup>st</sup> place.

Both boys and girls are participated in 400 meter and 800 meter competition and got a


1<sup>st</sup> place in taluk level and 2<sup>nd</sup> place in district level.

## Cultural Competition :-


Every year this school students participated in cultural activities like prathibhakaranji and got a number of prizes.

Last year high school students participated in Bharatanatyam logo sangetha competition and got prize in district level.

Students also participated in state level Quiz competition and got a consolation prize.



Students rewards and achievement



## Notice Board



## Students Rank list

### Result:-

Every year students take the good marks in board exam. Last year 100% result in SSLC and one girl her name is Sanjana got 99.20% in SSLC.

ಜೆಎಸ್ಎಸ್ ಶಿಕ್ಷಣ ಮಹಾವಿದ್ಯಾಲಯ, ಸಕಲೇಶಪುರ

ಮುಖ್ಯಶಿಕ್ಷಕಿ/ನಿರ್ದೇಶಕಿರ ಯೋಧನಾ ವೀಕ್ಷಣೆ

ಮುಖ್ಯಶಿಕ್ಷಕ/ನಿರ್ದೇಶಕರ ಹೆಸರು : Sangeetha

ವಿದ್ಯಾರ್ಹತೆ & ಬೋಧನಾನುಭವ B.A., B.Ed &

ಶಾಲೆಯ ಹೆಸರು ಮತ್ತು ವಿಳಾಸ : Pioneer Public English School.

ಬೋಧನಾ ವಿಷಯ : Social science - 9<sup>th</sup> ದಿನಾಂಕ: 7/08/23 ಅವಧಿ: 1:00 p.m to

ಘಟಕದ ಹೆಸರು : The Union Government

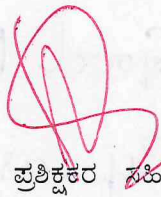
ಉಪಘಟಕದ ಹೆಸರು : Rajya Saba  
Lokha Saba


ಕ್ರ. ಸಂ	ಅಪೇಕ್ಷಿತ ವೀಕ್ಷಣಾಂಶಗಳು	ವೀಕ್ಷಿತಾಂಶಗಳು
1	ಬೋಧನಾ ಪೂರ್ವದ ಅಭಿಪ್ರೇರಣಾ ಕಾರ್ಯ	At the beginning of the class the teacher check the students previous knowledge.
2	ಪೀಠಿಕೆಯಲ್ಲಿ ಕೇಳಿದ ಪ್ರಶ್ನೆಗಳು	1) what is government? 2) what is the profit of government 3) what is parliament?
3	ಪೀಠಿಕಾ ಹಂತದಲ್ಲಿ ಬಳಸಿದ ತಂತ್ರಗಳು ಮತ್ತು ಚಟುವಟಿಕೆಗಳು	By asking questions to student.
4	ಪೀಠಿಕಾ ಪ್ರಶ್ನೆಗಳಿಗೆ ವಿದ್ಯಾರ್ಥಿಗಳಿಂದ ದೊರೆತ ಪ್ರತಿಕ್ರಿಯೆ	Good response.
5	ಪೀಠಿಕಾ ಸಂದರ್ಭದಲ್ಲಿ ವಿದ್ಯಾರ್ಥಿಗಳನ್ನು ಬೋಧನೆಯಲ್ಲಿ ತೊಡಗಿಸಿಕೊಂಡ ರೀತಿ	By asking questions.
6	ಪೀಠಿಕೆ ಹಾಗೂ ವಿಷಯ ವಿವರಣೆಯ ಸಂಬಂಧೀಕರಣ	Both are interrelated.
7	ಹೊಸ ವಿಷಯವನ್ನು ಪರಿಚಯಿಸಿದ್ದು.	Yes, State and central government.
8	ಆರಂಭಿಕ ಮತ್ತು ಅಂತಿಮ ಹೇಳಿಕೆಗಳನ್ನು ಬಳಸಿಕೊಂಡ ರೀತಿ	Yes, they use both the statement in the class.
9	ಕಪ್ಪುಹಲಗೆಯ ಬಳಕೆ & ಔಚಿತ್ಯತೆ	Good Black board handwriting
10	ಬೋಧನಾ ಅವಧಿಯಲ್ಲಿ ವಿದ್ಯಾರ್ಥಿಗಳ ನಿರಂತರ ಮೌಲ್ಯಮಾಪನ	By asking question to students
11	ವಿದ್ಯಾರ್ಥಿಗಳ ಸಾಮರ್ಥ್ಯ ಬಲವರ್ಧನೆಗೆ ಸಂಬಂಧಿಸಿದಂತೆ ಕೈಗೊಂಡ ಚಟುವಟಿಕೆಗಳು	By asking general questions.
12	ವಿದ್ಯಾರ್ಥಿಗಳು ಬೋಧನೆಯಲ್ಲಿ ಹೊಂದಿದ್ದ ಆಸಕ್ತಿ	all are very interested.

13	ಕಲಿಕೋಪಕರಣಗಳ ಬಳಕೆ & ಸಂದರ್ಭೋಚಿತತೆ	They put question often in the classroom to sustain the student attention.
14	ಕಪ್ಪುಹಲಗೆಯಲ್ಲಿ ಬಿಡಿಸಿದ ಚಿತ್ರಗಳು & ವಿವರಣೆ	Writing imp points on board.
15	ಬೋಧನೆಯ ಸಂದರ್ಭದಲ್ಲಿ ಬಳಸಿದ ಉದಾಹರಣೆ ಮತ್ತು ನಿದರ್ಶನಗಳು	Examples are related to content
16	ಬೋಧನೆಯ ಸಂದರ್ಭದಲ್ಲಿ ವಿದ್ಯಾರ್ಥಿ ಮತ್ತು ಉಪಾಧ್ಯಾಯರ ನಡುವಿನ ಅಂತರ ಕ್ರಿಯೆ	Good communication.
17	ಬೋಧನೆಯ ನಂತರ ಮನೆಗೆಲಸ ನೀಡಿದ್ದು	Yes.
18	ಸಮಯ ಪರಿಪಾಲನೆ ಹಾಗೂ ತರಗತಿ ನಿರ್ವಹಣೆ	Good time management.
19	ಬೋಧನೆಯ ಪರಿಣಾಮಕತೆ & ಟಿಪ್ಪಣಿ	<ul style="list-style-type: none"> <li>* Good communication skill.</li> <li>* Teacher facial expression, body movement, voice modulation are very good.</li> <li>* Students are very interestedly listen the lesson.</li> <li>* Students actively response to the teachers questions.</li> <li>* Method of asking questions to student was good.</li> </ul>

Sau  
07/10/23

ಶಿಕ್ಷಕರ/ ಮುಖ್ಯಶಿಕ್ಷಕರ ಸಹಿ

  
ಪ್ರಶಿಕ್ಷಕರ ಸಹಿ

  
ಪ್ರಶಿಕ್ಷಣಾರ್ಥಿ ಸಹಿ

ಜೆಎಸ್‌ಎಸ್ ಶಿಕ್ಷಣ ಮಹಾವಿದ್ಯಾಲಯ, ಸಕಲೇಶಪುರ

ಮುಖ್ಯಶಿಕ್ಷಕ/ಸಹಶಿಕ್ಷಕರ ಬೋಧನಾ ವಿಶ್ಲೇಷಣೆ

ಮುಖ್ಯಶಿಕ್ಷಕ/ಸಹಶಿಕ್ಷಕರ ಹೆಸರು : *Sarva Bannu*

ವಿದ್ಯಾರ್ಹತೆ & ಬೋಧನಾನುಭವ *B.A and 5 years.*

ಶಾಲೆಯ ಹೆಸರು ಮತ್ತು ವಿಳಾಸ : *Pioneer Public English School.*

ಬೋಧನಾ ವಿಷಯ : *English 9<sup>th</sup>*

ದಿನಾಂಕ : *4/08/23* ಅವಧಿ : *1:40 p.m to*

ಘಟಕದ ಹೆಸರು : *My Beginnings*

ಉಪಘಟಕದ ಹೆಸರು : *Experience of learning horse riding.*

ಕ್ರ. ಸಂ	ಅಪೇಕ್ಷಿತ ವೀಕ್ಷಣಾಂಶಗಳು	ವೀಕ್ಷಿತಾಂಶಗಳು
1	ಬೋಧನಾ ಪೂರ್ವದ ಅಭಿಪ್ರೇರಣಾ ಕಾರ್ಯ	<i>At the beginning of the class teacher check the previous knowledge of the student?</i>
2	ಪೀಠಿಕೆಯಲ್ಲಿ ಕೇಳಿದ ಪ್ರಶ್ನೆಗಳು	<i>1) where were the neighbourment? 2) who is mydy? 3) who is kapil idaw?</i>
3	ಪೀಠಿಕಾ ಹಂತದಲ್ಲಿ ಬಳಸಿದ ತಂತ್ರಗಳು ಮತ್ತು ಚಟುವಟಿಕೆಗಳು	<i>By asking questions and showing flash cards, charts.</i>
4	ಪೀಠಿಕಾ ಪ್ರಶ್ನೆಗಳಿಗೆ ವಿದ್ಯಾರ್ಥಿಗಳಿಂದ ದೊರೆತ ಪ್ರತಿಕ್ರಿಯೆ	<i>Good response.</i>
5	ಪೀಠಿಕಾ ಸಂದರ್ಭದಲ್ಲಿ ವಿದ್ಯಾರ್ಥಿಗಳನ್ನು ಬೋಧನೆಯಲ್ಲಿ ತೊಡಗಿಸಿಕೊಂಡ ರೀತಿ	<i>By showing teaching aids.</i>
6	ಪೀಠಿಕೆ ಹಾಗೂ ವಿಷಯ ವಿವರಣೆಯ ಸಂಬಂಧೀಕರಣ	<i>Both were interrelated</i>
7	ಹೊಸ ವಿಷಯವನ್ನು ಪರಿಚಯಿಸಿದ್ದು.	<i>Yes, Huge, courage</i>
8	ಆರಂಭಿಕ ಮತ್ತು ಅಂತಿಮ ಹೇಳಿಕೆಗಳನ್ನು ಬಳಸಿಕೊಂಡ ರೀತಿ	<i>By showing flash cards.</i>
9	ಕಪ್ಪುಹಲಗೆಯ ಬಳಕೆ & ಔಚಿತ್ಯತೆ	<i>Good Black board handwriting.</i>
10	ಬೋಧನಾ ಅವಧಿಯಲ್ಲಿ ವಿದ್ಯಾರ್ಥಿಗಳ ನಿರಂತರ ಮೌಲ್ಯಮಾಪನ	<i>By asking questions and showing charts to students.</i>
11	ವಿದ್ಯಾರ್ಥಿಗಳ ಸಾಮರ್ಥ್ಯ ಬಲವರ್ಧನೆಗೆ ಸಂಬಂಧಿಸಿದಂತೆ ಕೈಗೊಂಡ ಚಟುವಟಿಕೆಗಳು	<i>Showing flash cards &amp; charts.</i>
12	ವಿದ್ಯಾರ್ಥಿಗಳು ಬೋಧನೆಯಲ್ಲಿ ಹೊಂದಿದ್ದ ಆಸಕ್ತಿ	<i>good interest.</i>

13	ಕಲಿಕೋಪಕರಣಗಳ ಬಳಕೆ & ಸಂದರ್ಭೋಚಿತತೆ	Asking questions, showing flash cards and charts teaching will be good.
14	ಕಪ್ಪುಹಲ್ಲಿಯಲ್ಲಿ ಬಿಡಿಸಿದ ಚಿತ್ರಗಳು & ವಿವರಣೆ	good handwriting.
15	ಬೋಧನೆಯ ಸಂದರ್ಭದಲ್ಲಿ ಬಳಸಿದ ಉದಾಹರಣೆ ಮತ್ತು ನಿದರ್ಶನಗಳು	Examples are related to content
16	ಬೋಧನೆಯ ಸಂದರ್ಭದಲ್ಲಿ ವಿದ್ಯಾರ್ಥಿ ಮತ್ತು ಉಪಾಧ್ಯಾಯರ ನಡುವಿನ ಅಂತರ ಕ್ರಿಯೆ	good communication.
17	ಬೋಧನೆಯ ನಂತರ ಮನೆಗೆಲಸ ನೀಡಿದ್ದು	Yes.
18	ಸಮಯ ಪರಿಪಾಲನೆ ಹಾಗೂ ತರಗತಿ ನಿರ್ವಹಣೆ	good time management.
19	ಬೋಧನೆಯ ಪರಿಣಾಮಕತೆ & ಟಿಪ್ಪಣಿ	<p>* Teacher interact the students by showing flash cards, charts and asking question method was good.</p> <p>* Good facial expression, Body movement, voice modulations.</p> <p>* Method of asking questions to students and students replies also good.</p> <p>* over all teaching method was good.</p>

*S. S. S.*

ಶಿಕ್ಷಕರ/ ಮುಖ್ಯಶಿಕ್ಷಕರ ಸಹಿ

*S. S. S.*

ಪ್ರಶಿಕ್ಷಕರ ಸಹಿ

*S. S. S.*

ಪ್ರಶಿಕ್ಷಣಾರ್ಥಿ ಸಹಿ

Name of the institution: Pioneer School Day: Tuesday

Date: 8/08/2023

Timings (Every minute)	Programmes/ Activities	Observations
10:45 a.m. - 12:00 p.m.	Observation of classes	Today I observe the 7 <sup>th</sup> , 9 <sup>th</sup> class, English and I observe the class teacher Read the lesson and all the student observe in the book.
1:30 p.m. to 2:30 p.m.	Programmes/ Celebrations held in the school	Today this school students practice the sports and gawwali song for Paluk level prathibakaranji and students prepare the tomorrow's talents day.
2:30 p.m. to 2:45 p.m.	Observation of records	Today I observe the record of admission book and students marks cards, and students year wise rank list
3:00 p.m. to 3:30 p.m.	Information collected on this day	To day we collected information about the establishment of school, and founder of this school and fees structure.
3:40 p.m. to 3:55 p.m.	Discussions	At last I concluded that all students are well in english reading. students are actively participated in all activities held in school.

SB  
Signature of the Trainee Teacher

[Signature]  
Signature of the Head of the Institution

[Signature]  
Signature of the Teacher Educator



# Fifth day School Visit Report

On Tuesday, 8/08/2023, Last day of our school visit and classroom observation. At 9:20 a.m I go to school and I attend the prayer. after the prayer all the students are go to their classes. at exactly 9:40 a.m I observe the 7<sup>th</sup> standard English class till 10:15 a.m. then I go to 9<sup>th</sup> standard class at 10:15 a.m to 10:45 a.m I observe the English class. then 5 minutes relief for students

this day Teachers are very busy they can't take the classes. for prathibhakabranji competition that's why I observe only 3 classes.

on 2:30 p.m to 2:45 p.m I observe the record of admission book and students marks cards, and students year wise rank list and click the photos of this records. and I and my group members distributes the sweets to all teachers and non-teaching staff and distributing the chocolates to all students of the school.

on 3:00 clock to 3:25 p.m I and my group members take the group photo of method teacher. At last all group members says Thankyou to all teachers and H.M of the school.

## Extra Curricular Activities :-

Despite of taking regular classes. I also had an opportunity to participate in some extra curricular activities during the week of November and all the students are participated and celebrated constitutional day on 26<sup>th</sup> November 2021.

## Class teacher Diary :-

- \* Maintenance of student attendance
- \* preparation of marks cards.
- \* observation of students studies of activities
- \* evening classes for slow learners.
- \* Thermal screening.
- \* conducting assembly - morning / evening PT period.
- \* sports according time, weekly 2, theory and 2 practical.
- \* observation of national days.
- \* checking uniform
- \* Maintenance of health and sanitation
- \* sports day.

## Numbers of Registers :-

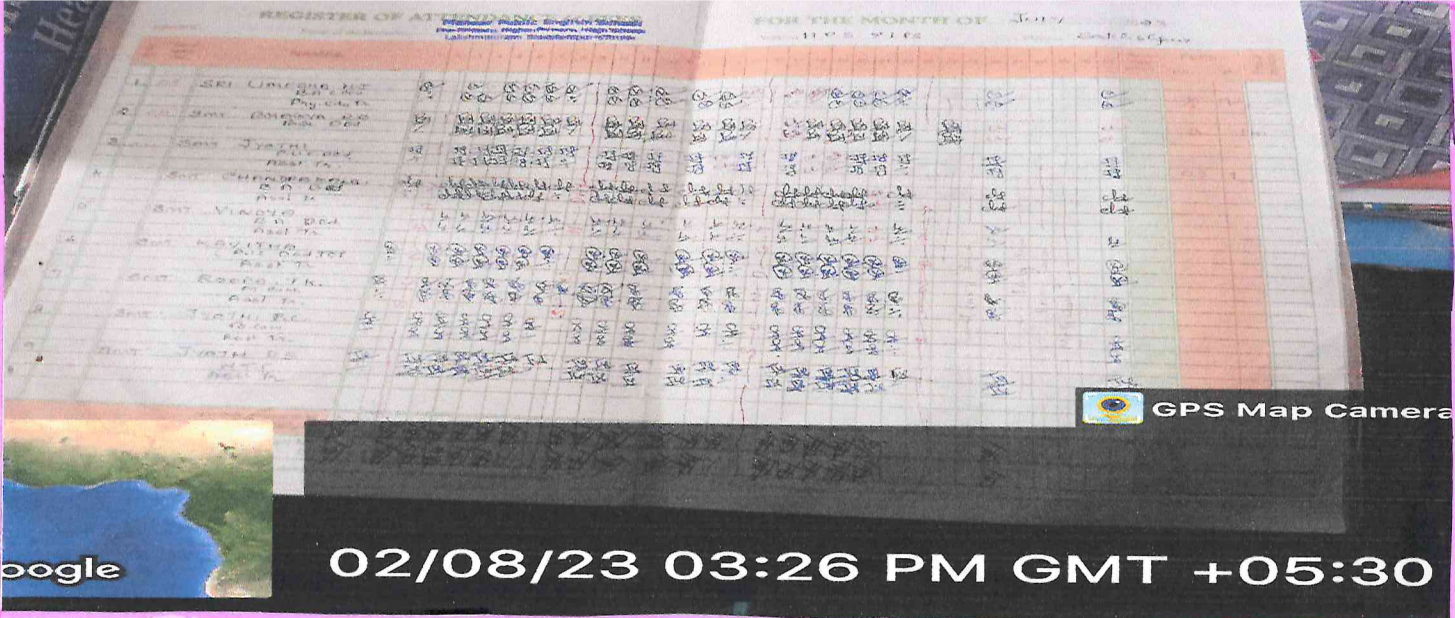
I observe the school records. Here some of the important records are maintained by school.

SL

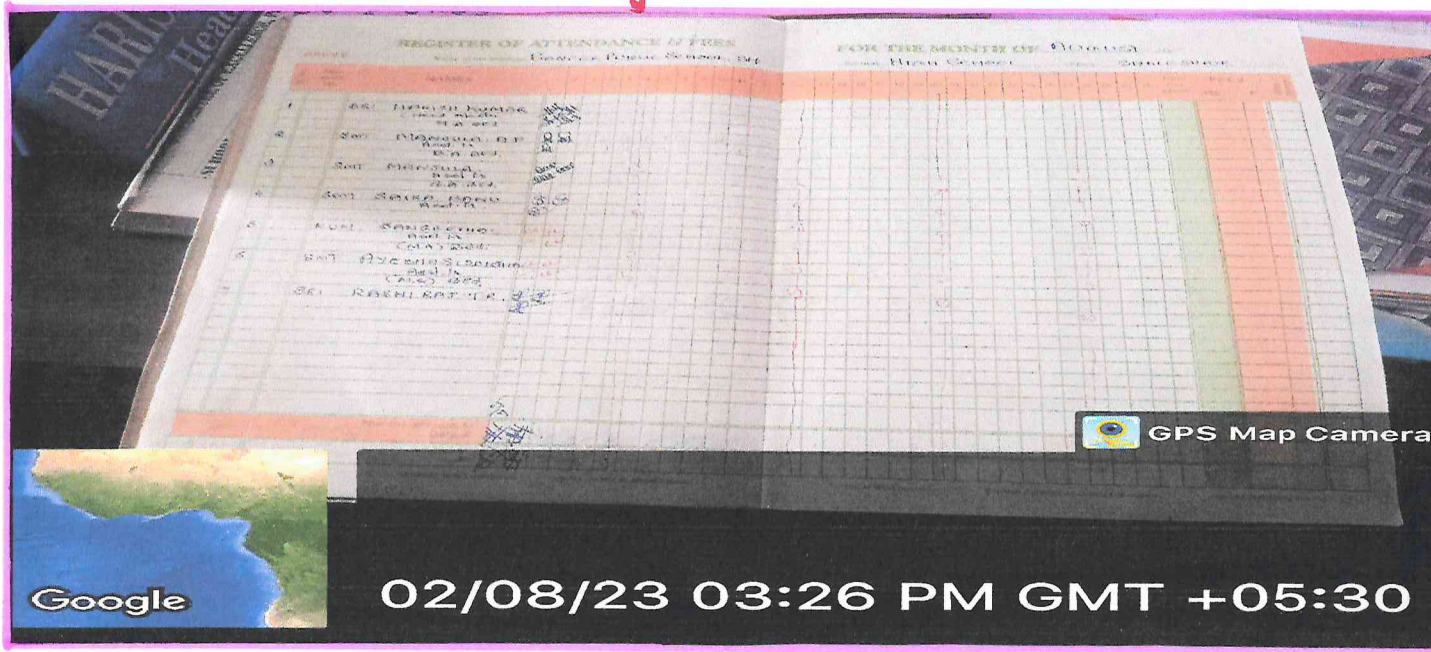
# Records

NO

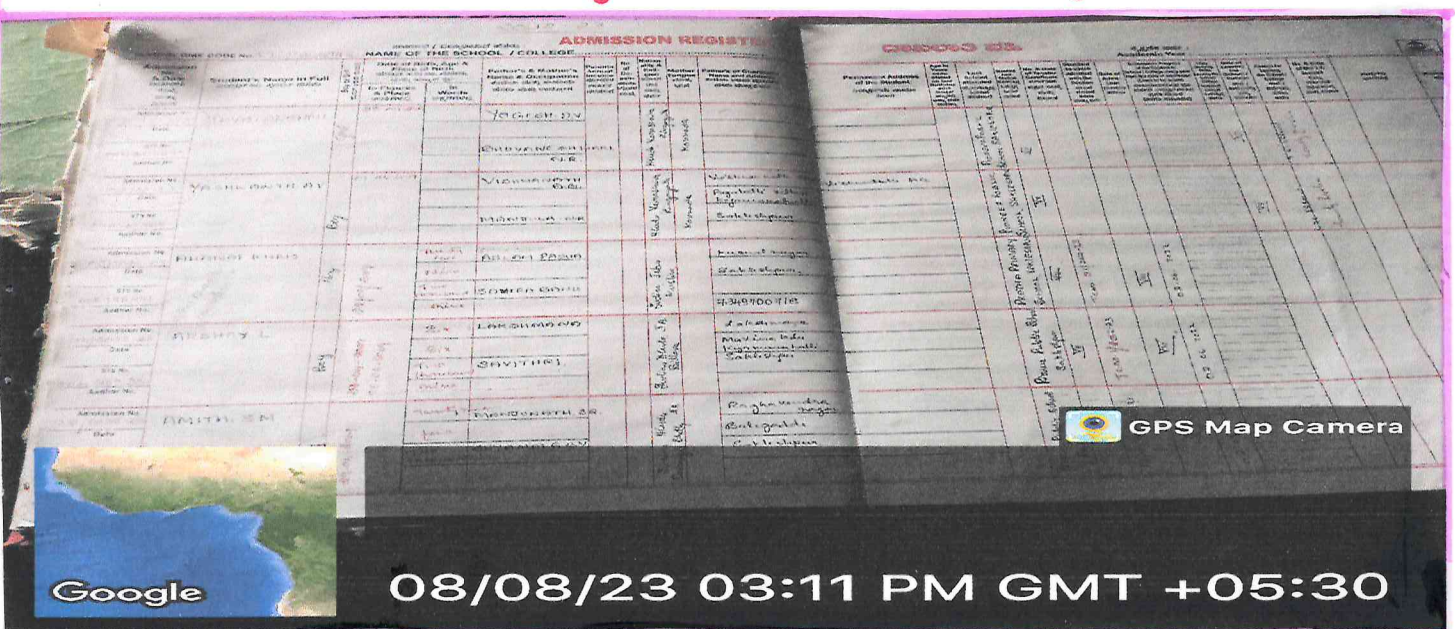
- 1 Staff attendance Register
- 2 Non-teaching staff attendance Register
- 3 Individual classroom register.
- 4 visitors book
- 5 Memo book
- 6 Movement Register [Teaching staff]
- 7 Teacher use ~~individual~~ time table.
- 8 class use time-table
- 9 school calendar chart
- 10 Admission register book for both primary and high school.
- 11 separate cash book for primary and high school.
- 12 TC books.
- 13 school management committee
- 14 Library register.
- 15 Funds register
- 16 Uniform, books register.
- 17 sports material register.
- 18 S.S.L.C rank student register
- 19. Festival celebration books.  
Hand wash facility



Teacher Attendance Register



Non-teaching attendance Register



Admission Register [Primary School]

10:40 AM  
10:45 AM  
10:50 AM  
11:00 AM  
11:15 AM  
11:30 AM  
11:45 AM  
12:00 PM  
12:15 PM  
12:30 PM  
12:45 PM  
1:00 PM  
1:15 PM  
1:30 PM  
1:45 PM  
2:00 PM  
2:15 PM  
2:30 PM  
2:45 PM  
3:00 PM

10/08/23 We are going to extract the purchasing materials. We are going to extract the purchasing materials. We are going to extract the purchasing materials.

11/08/23 I am going to my personal work. I am going to my personal work. I am going to my personal work.

12/08/23 I am going to my personal work. I am going to my personal work. I am going to my personal work.

13/08/23 I am going to my personal work. I am going to my personal work. I am going to my personal work.

14/08/23 I am going to my personal work. I am going to my personal work. I am going to my personal work.

15/08/23 I am going to my personal work. I am going to my personal work. I am going to my personal work.

16/08/23 I am going to my personal work. I am going to my personal work. I am going to my personal work.

17/08/23 I am going to my personal work. I am going to my personal work. I am going to my personal work.

18/08/23 I am going to my personal work. I am going to my personal work. I am going to my personal work.

19/08/23 I am going to my personal work. I am going to my personal work. I am going to my personal work.

20/08/23 I am going to my personal work. I am going to my personal work. I am going to my personal work.

21/08/23 I am going to my personal work. I am going to my personal work. I am going to my personal work.

22/08/23 I am going to my personal work. I am going to my personal work. I am going to my personal work.

23/08/23 I am going to my personal work. I am going to my personal work. I am going to my personal work.

24/08/23 I am going to my personal work. I am going to my personal work. I am going to my personal work.

25/08/23 I am going to my personal work. I am going to my personal work. I am going to my personal work.

26/08/23 I am going to my personal work. I am going to my personal work. I am going to my personal work.

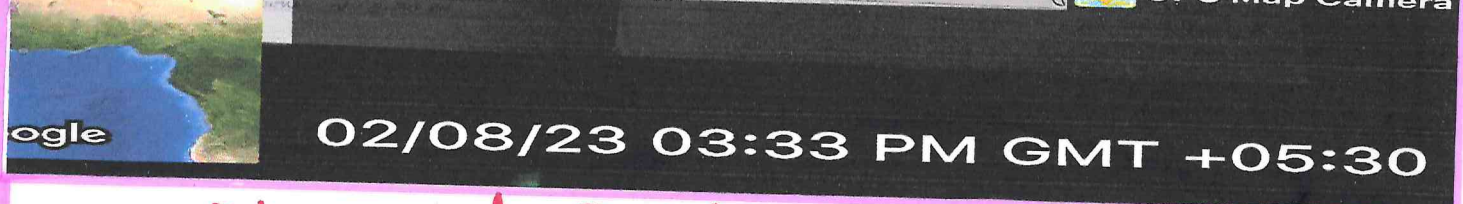
27/08/23 I am going to my personal work. I am going to my personal work. I am going to my personal work.

28/08/23 I am going to my personal work. I am going to my personal work. I am going to my personal work.

29/08/23 I am going to my personal work. I am going to my personal work. I am going to my personal work.

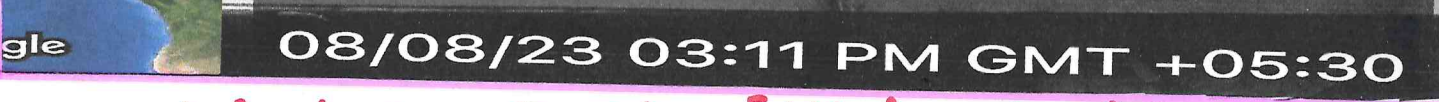
30/08/23 I am going to my personal work. I am going to my personal work. I am going to my personal work.

31/08/23 I am going to my personal work. I am going to my personal work. I am going to my personal work.



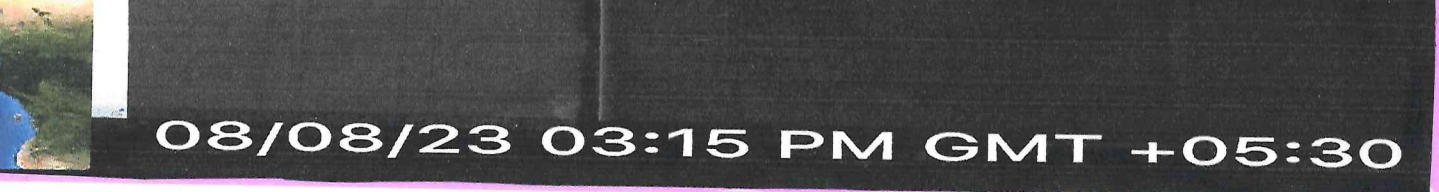
## Movement Register [Teaching staff]

ADMISSION REGISTER		ADMISSION REGISTER	
Sl. No.	Name	Sl. No.	Name
1	YOGESH KUMAR	1	S. K. SINGH
2	...	2	...
3	...	3	...
4	...	4	...
5	...	5	...
6	...	6	...
7	...	7	...
8	...	8	...
9	...	9	...
10	...	10	...
11	...	11	...
12	...	12	...
13	...	13	...
14	...	14	...
15	...	15	...
16	...	16	...
17	...	17	...
18	...	18	...
19	...	19	...
20	...	20	...
21	...	21	...
22	...	22	...
23	...	23	...
24	...	24	...
25	...	25	...
26	...	26	...
27	...	27	...
28	...	28	...
29	...	29	...
30	...	30	...

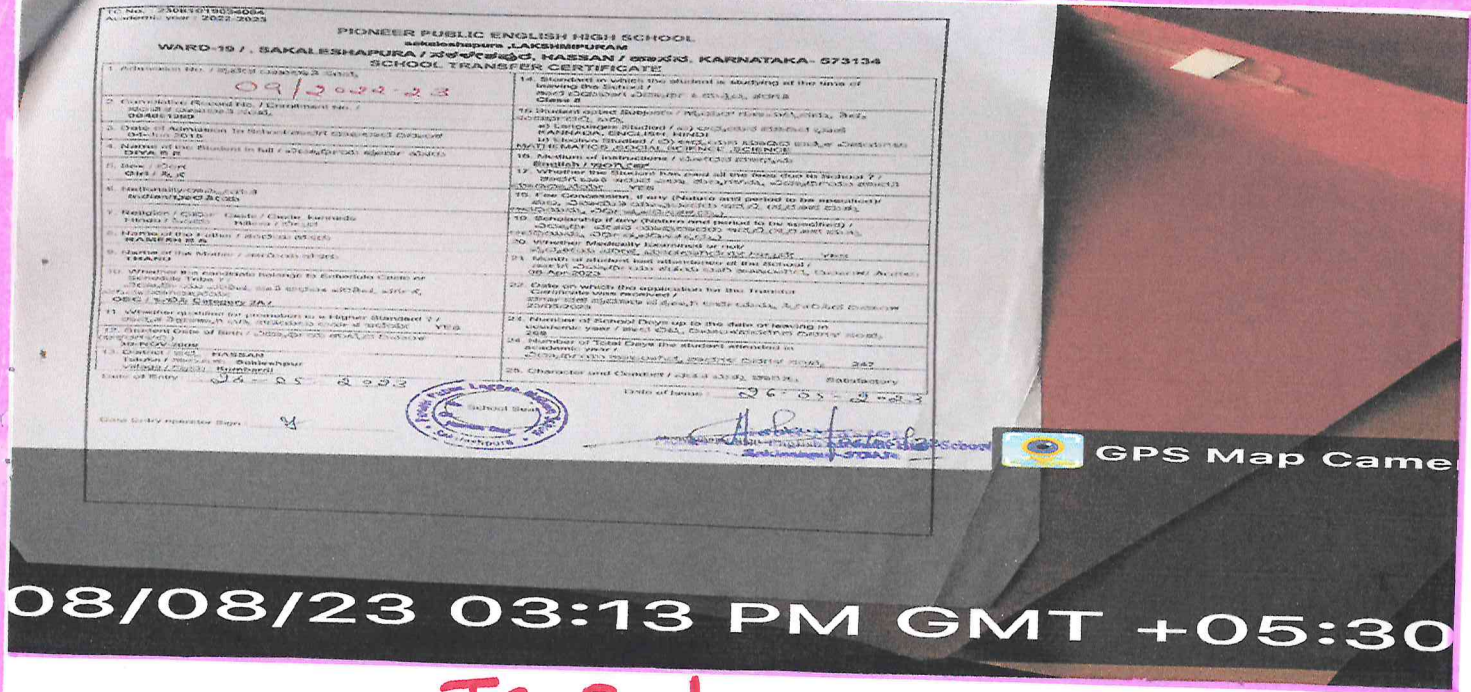


## Admission Register [High school]

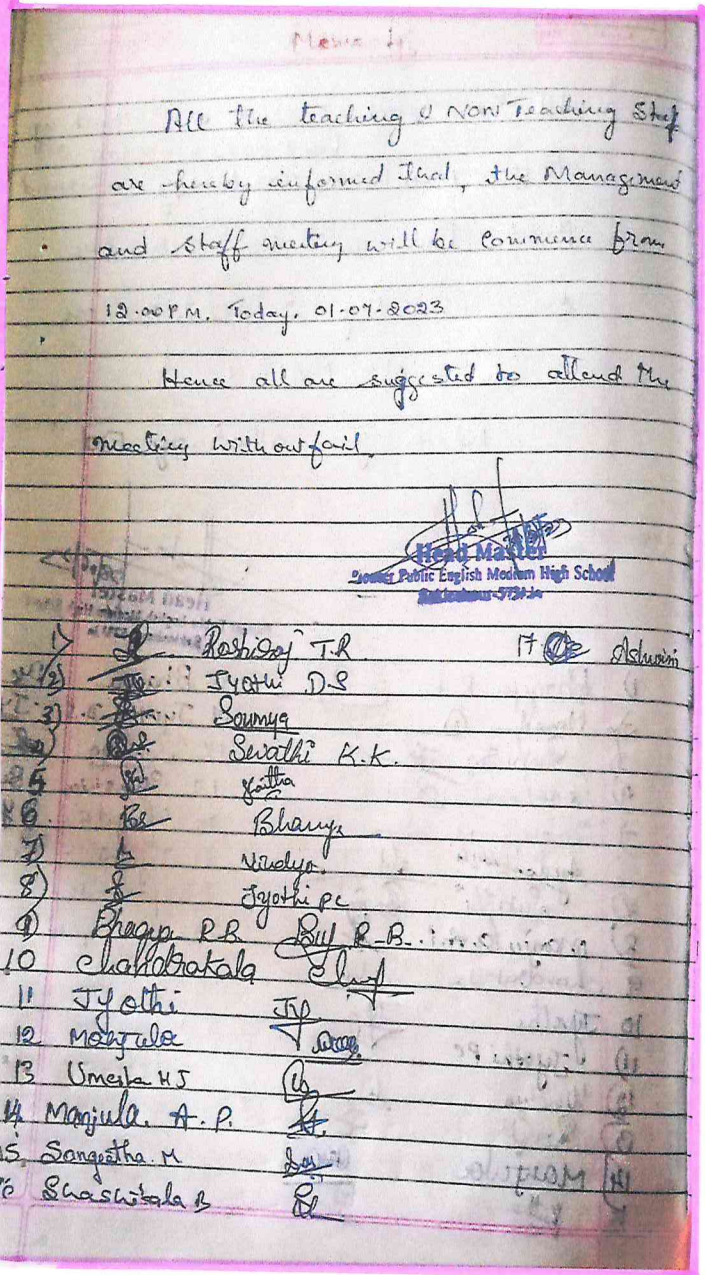
CASH BOOK		CASH BOOK	
Sl. No.	Description	Sl. No.	Description
1	...	1	...
2	...	2	...
3	...	3	...
4	...	4	...
5	...	5	...
6	...	6	...
7	...	7	...
8	...	8	...
9	...	9	...
10	...	10	...
11	...	11	...
12	...	12	...
13	...	13	...
14	...	14	...
15	...	15	...
16	...	16	...
17	...	17	...
18	...	18	...
19	...	19	...
20	...	20	...
21	...	21	...
22	...	22	...
23	...	23	...
24	...	24	...
25	...	25	...
26	...	26	...
27	...	27	...
28	...	28	...
29	...	29	...
30	...	30	...



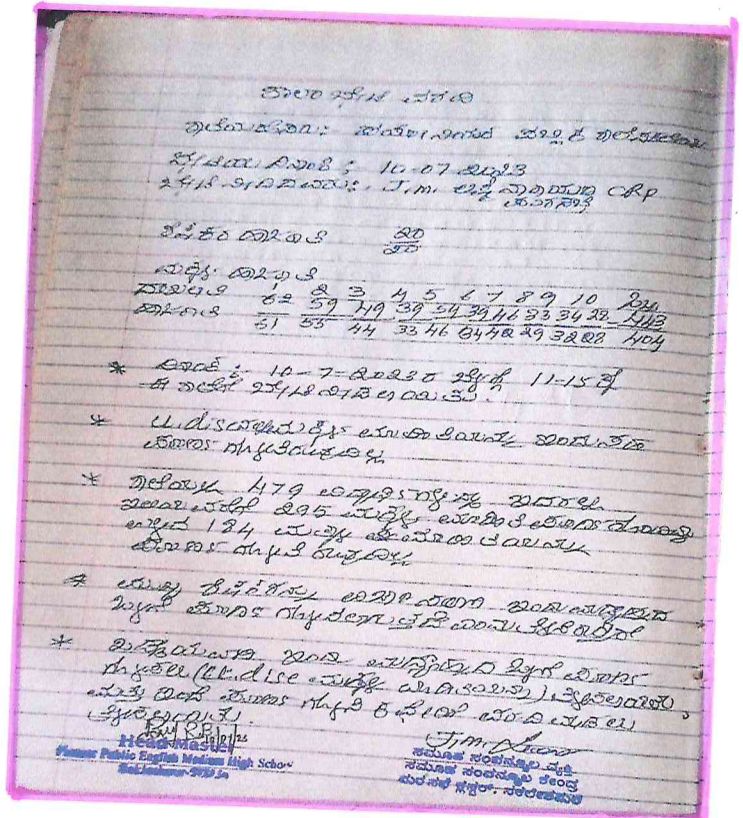
## Cash Book



TC Book



Memo book



visitors book.

ಜೆಎಸ್‌ಎಸ್ ಶಿಕ್ಷಣ ಮಹಾವಿದ್ಯಾಲಯ, ಸಕಲೇಶಪುರ

ಮುಖ್ಯಶಿಕ್ಷಕ/ನಿರ್ದೇಶಕರ ಜೋಧನಾ ವೀಕ್ಷಣೆ

ಮುಖ್ಯಶಿಕ್ಷಕ/ನಿರ್ದೇಶಕರ ಹೆಸರು : *Savira Bannu*

ವಿದ್ಯಾರ್ಹತೆ & ಜೋಧನಾನುಭವ : *B.A. and*

ಶಾಲೆಯ ಹೆಸರು ಮತ್ತು ವಿಳಾಸ : *Pioneer Public English School 5 year*

ಜೋಧನಾ ವಿಷಯ : *English - 6<sup>th</sup>*

ದಿನಾಂಕ : *8/08/23*

ಅವಧಿ : *10:39 a.m -*


ಘಟಕದ ಹೆಸರು : *How do Bees make Honey?*

ಉಪಘಟಕದ ಹೆಸರು : *Honey Bee.*


*11:15 a.m*

ಕ್ರ. ಸಂ	ಅಪೇಕ್ಷಿತ ವೀಕ್ಷಣಾಂಶಗಳು	ವೀಕ್ಷಿತಾಂಶಗಳು
1	ಜೋಧನಾ ಪೂರ್ವದ ಅಭಿಪ್ರೇರಣಾ ಕಾರ್ಯ	At the beginning of the class the teacher check the student previous knowledge by asking a.
2	ಪೀಠಿಕೆಯಲ್ಲಿ ಕೇಳಿದ ಪ್ರಶ್ನೆಗಳು	1) Are you see the honey bee? 2) How do Bees make honey?
3	ಪೀಠಿಕಾ ಹಂತದಲ್ಲಿ ಬಳಸಿದ ತಂತ್ರಗಳು ಮತ್ತು ಚಟುವಟಿಕೆಗಳು	By asking question to students.
4	ಪೀಠಿಕಾ ಪ್ರಶ್ನೆಗಳಿಗೆ ವಿದ್ಯಾರ್ಥಿಗಳಿಂದ ದೂರತ ಪ್ರತಿಕ್ರಿಯೆ	Good response.
5	ಪೀಠಿಕಾ ಸಂದರ್ಭದಲ್ಲಿ ವಿದ್ಯಾರ್ಥಿಗಳನ್ನು ಜೋಧನೆಯಲ್ಲಿ ತೊಡಗಿಸಿಕೊಂಡ ರೀತಿ	By asking question to student
6	ಪೀಠಿಕೆ ಹಾಗೂ ವಿಷಯ ವಿವರಣೆಯ ಸಂಬಂಧೀಕರಣ	Both are interrelated
7	ಹೊಸ ವಿಷಯವನ್ನು ಪರಿಚಯಿಸಿದ್ದು.	Yes, requiritate, dehydrate.
8	ಆರಂಭಿಕ ಮತ್ತು ಅಂತಿಮ ಹೇಳಿಕೆಗಳನ್ನು ಬಳಸಿಕೊಂಡ ರೀತಿ	Yes, they use both statements
9	ಕಪ್ಪುಹಲಗೆಯ ಬಳಕೆ & ಔಚಿತ್ಯತೆ	They write important points on the black board was good.
10	ಜೋಧನಾ ಅವಧಿಯಲ್ಲಿ ವಿದ್ಯಾರ್ಥಿಗಳ ನಿರಂತರ ಮೌಲ್ಯಮಾಪನ	By asking questions to students
11	ವಿದ್ಯಾರ್ಥಿಗಳ ಸಾಮರ್ಥ್ಯ ಬಲವರ್ಧನೆಗೆ ಸಂಬಂಧಿಸಿದಂತೆ ಕೈಗೊಂಡ ಚಟುವಟಿಕೆಗಳು	Asking questions to students.
12	ವಿದ್ಯಾರ್ಥಿಗಳು ಜೋಧನೆಯಲ್ಲಿ ಹೊಂದಿದ್ದ ಆಸಕ್ತಿ	students are very interested.


13	ಕಲಿಕೋಪಕರಣಗಳ ಬಳಕೆ & ಸಂದರ್ಭೋಚಿತತೆ	writing important points on the black board.
14	ಕಪ್ಪುಹಲಗೆಯಲ್ಲಿ ಬಿಡಿಸಿದ ಚಿತ್ರಗಳು & ವಿವರಣೆ	good handwriting.
15	ಬೋಧನೆಯ ಸಂದರ್ಭದಲ್ಲಿ ಬಳಸಿದ ಉದಾಹರಣೆ ಮತ್ತು ನಿದರ್ಶನಗಳು	Examples are related to content
16	ಬೋಧನೆಯ ಸಂದರ್ಭದಲ್ಲಿ ವಿದ್ಯಾರ್ಥಿ ಮತ್ತು ಉಪಾಧ್ಯಾಯರ ನಡುವಿನ ಅಂತರ ಕ್ರಿಯೆ	Good communication.
17	ಬೋಧನೆಯ ನಂತರ ಮನೆಗೆಲಸ ನೀಡಿದ್ದು	Yes,
18	ಸಮಯ ಪರಿಪಾಲನೆ ಹಾಗೂ ತರಗತಿ ನಿರ್ವಹಣೆ	Good time management.
19	ಬೋಧನೆಯ ಪರಿಣಾಮಕತೆ & ಟಿಪ್ಪಣಿ	<p>* Teacher interact the students by asking question to students.</p> <p>* Teacher, facial expressions, body movements, voice modulation was good.</p> <p>* good English communication.</p>



ಶಿಕ್ಷಕರ/ ಮುಖ್ಯಶಿಕ್ಷಕರ ಸಹಿ



ಪ್ರತಿಕ್ಷಕರ ಸಹಿ



ಪ್ರತಿಕ್ಷಣಾರ್ಥಿ ಸಹಿ




ಜೆಎನ್‌ಎಸ್ ಶಿಕ್ಷಣ ಮಹಾವಿದ್ಯಾಲಯ, ನಕಲೇಶಪುರ


ಮುಖ್ಯಶಿಕ್ಷಕ/ಸಹಶಿಕ್ಷಕರ ಬೋಧನಾ ವಿಶ್ಲೇಷಣೆ

ಮುಖ್ಯಶಿಕ್ಷಕ/ಸಹಶಿಕ್ಷಕರ ಹೆಸರು : *Savira Banu* ವಿದ್ಯಾರ್ಹತೆ & ಬೋಧನಾನುಭವ : *B.A and 5 year.*  
 ಶಾಲೆಯ ಹೆಸರು ಮತ್ತು ವಿಳಾಸ : *Pioneer Public English School.*  
 ಬೋಧನಾ ವಿಷಯ : *English - 7<sup>th</sup> std.* ದಿನಾಂಕ : *8/08/23* ಅವಧಿ : *11:08 a.m to 11:40 a.m*  
 ಘಟಕದ ಹೆಸರು : *Ekalanya* ಉಪಘಟಕದ ಹೆಸರು : *Story of Pandavas*

ಕ್ರ. ಸಂ	ಅಪೇಕ್ಷಿತ ವಿಶ್ಲೇಷಣಾಂಶಗಳು	ವಿಶ್ಲೇಷಣಾಂಶಗಳು
1	ಬೋಧನಾ ಪೂರ್ವದ ಅಭಿಪ್ರೇರಣಾ ಕಾರ್ಯ	In the beginning, they ask previous questions to students.
2	ಪೀಠಿಕೆಯಲ್ಲಿ ಕೇಳಿದ ಪ್ರಶ್ನೆಗಳು	1) who are the pandavas? 2) who is the Yudhishthira
3	ಪೀಠಿಕಾ ಹಂತದಲ್ಲಿ ಬಳಸಿದ ತಂತ್ರಗಳು ಮತ್ತು ಚಟುವಟಿಕೆಗಳು	Asking questions to students.
4	ಪೀಠಿಕಾ ಪ್ರಶ್ನೆಗಳಿಗೆ ವಿದ್ಯಾರ್ಥಿಗಳಿಂದ ದೊರೆತ ಪ್ರತಿಕ್ರಿಯೆ	Good response
5	ಪೀಠಿಕಾ ಸಂದರ್ಭದಲ್ಲಿ ವಿದ್ಯಾರ್ಥಿಗಳನ್ನು ಬೋಧನೆಯಲ್ಲಿ ತೊಡಗಿಸಿಕೊಂಡ ರೀತಿ	By asking questions.
6	ಪೀಠಿಕೆ ಹಾಗೂ ವಿಷಯ ವಿವರಣೆಯ ಸಂಬಂಧೀಕರಣ	Both are interlinked.
7	ಹೊಸ ವಿಷಯವನ್ನು ಪರಿಚಯಿಸಿದ್ದು.	Yes. Yudhishthira, pandavas
8	ಆರಂಭಿಕ ಮತ್ತು ಅಂತಿಮ ಹೇಳಿಕೆಗಳನ್ನು ಬಳಸಿಕೊಂಡ ರೀತಿ	Yes, they use beginning statement by asking questions.
9	ಕಪ್ಪುಹಲಗೆಯ ಬಳಕೆ & ಔಚಿತ್ಯತೆ	Good Handwriting
10	ಬೋಧನಾ ಅವಧಿಯಲ್ಲಿ ವಿದ್ಯಾರ್ಥಿಗಳ ನಿರಂತರ ಮೌಲ್ಯಮಾಪನ	By asking questions to students.
11	ವಿದ್ಯಾರ್ಥಿಗಳ ಸಾಮರ್ಥ್ಯ ಬಲವರ್ಧನೆಗೆ ಸಂಬಂಧಿಸಿದಂತೆ ಕೈಗೊಂಡ ಚಟುವಟಿಕೆಗಳು	asking questions to students
12	ವಿದ್ಯಾರ್ಥಿಗಳು ಬೋಧನೆಯಲ್ಲಿ ಹೊಂದಿದ್ದ ಆಸಕ್ತಿ	all are very interested.

13	ಕಲಿಕೋಪಕರಣಗಳ ಬಳಕೆ & ಸಂದರ್ಭೋಚಿತತೆ	Asking question timing will be good.
14	ಕಪ್ಪುಹಲಗೆಯಲ್ಲಿ ಬಿಡಿಸಿದ ಚಿತ್ರಗಳು. & ವಿವರಣೆ	writing points on board.
15	ಬೋಧನೆಯ ಸಂದರ್ಭದಲ್ಲಿ ಬಳಸಿದ ಉದಾಹರಣೆ ಮತ್ತು ನಿದರ್ಶನಗಳು	Examples are related to content
16	ಬೋಧನೆಯ ಸಂದರ್ಭದಲ್ಲಿ ವಿದ್ಯಾರ್ಥಿ ಮತ್ತು ಉಪಾಧ್ಯಾಯರ ನಡುವಿನ ಅಂತರ ಕ್ರಿಯೆ	Good communication between teacher and students.
17	ಬೋಧನೆಯ ನಂತರ ಮನೆಗೆಲಸ ನೀಡಿದ್ದು	Yes.
18	ಸಮಯ ಪರಿಪಾಲನೆ ಹಾಗೂ ತರಗತಿ ನಿರ್ವಹಣೆ	good time management.
19	ಬೋಧನೆಯ ಪರಿಣಾಮಕತೆ & ಟಿಪ್ಪಣಿ	<p>* Good reading lesson method.</p> <p>* facial expression, and hand movement was very good.</p> <p>* Good communication.</p> <p>* pronunciation was good.</p> <p>* Asking question to student was good.</p> <p>* over all teaching method was good.</p>

\*   
ಶಿಕ್ಷಕರ/ ಮುಖ್ಯಶಿಕ್ಷಕರ ಸಹಿ

  
ಪ್ರಶಿಕ್ಷಕರ ಸಹಿ

  
ಪ್ರಶಿಕ್ಷಣಾರ್ಥಿ ಸಹಿ

## Conclusion :-

The school visit and classroom observation of the month of August is one of the most memorable experience of my life. I have got various experiences of real life classroom situation. I have come to know that the supervision and monitoring system of pioneer public english Medium High school.

I even have come to know about the rules and regulations of the school. I observed various activities of the school like prayer and assembly time table, management, role of teachers in various activities, role of head master of the school. I am satisfied with co-operative and helpful behaviors of the teacher.

Through this school we learn a lot. good learning environment makes students perfect in students. and I learn if one school runs mean what are things are available. This type of visit helpful for teacher trainee after this when I became a teacher this visit is more helpful to me.

This pioneer public english school is a good school to student. All facilities are available to students, and good infrastructure also.

# EVALUTION CRITERIA

SL.NO	PARTICULAR	MAX MARKS	OBTAINED MARKS
1.	Reporting Writing	10	10
2.	Observation Schedule	10	10
3.	Reflective Dairy	05	05
	<b>Total</b>	<b>25</b>	<b>25</b>

*Shabreen Banu*  
Signature of the  
Teacher trainee

*[Signature]*  
PRINCIPAL  
J.S.S. Institute of Education  
P.B. 26, SAKALESHPUR-573 134  
Hassan Dist

*[Signature]*  
Signature of the  $\frac{31}{08}$   
Teacher Educator  $\frac{23}{}$